

eUICC Profile Package: Interoperable Format Technical Specification

Version 3.4

25 Feb 2025

Copyright © 2025 Trusted Connectivity Alliance Ltd.

The information contained in this document may be used, disclosed and reproduced without the prior written authorization of Trusted Connectivity Alliance. Readers are advised that Trusted Connectivity Alliance reserves the right to amend and update this document without prior notice. Updated versions will be published on the Trusted Connectivity Alliance website at <http://www.trustedconnectivityalliance.org>

Intellectual Property Rights (IPR) Disclaimer

Attention is drawn to the possibility that some of the elements of any material available for download from the specification pages on Trusted Connectivity Alliance's website may be the subject of Intellectual Property Rights (IPR) of third parties, some, but not all, of which are identified below. Trusted Connectivity Alliance shall not be held responsible for identifying any or all such IPR, and has made no inquiry into the possible existence of any such IPR. TRUSTED CONNECTIVITY ALLIANCE SPECIFICATIONS ARE OFFERED WITHOUT ANY WARRANTY WHATSOEVER, AND IN PARTICULAR, ANY WARRANTY OF NON-INFRINGEMENT IS EXPRESSLY DISCLAIMED. ANY IMPLEMENTATION OF ANY TRUSTED CONNECTIVITY ALLIANCE SPECIFICATION SHALL BE MADE ENTIRELY AT THE IMPLEMENTER'S OWN RISK, AND NEITHER TRUSTED CONNECTIVITY ALLIANCE, NOR ANY OF ITS MEMBERS OR SUBMITTERS, SHALL HAVE ANY LIABILITY WHATSOEVER TO ANY IMPLEMENTER OR THIRD PARTY FOR ANY DAMAGES OF ANY NATURE WHATSOEVER DIRECTLY OR INDIRECTLY ARISING FROM THE IMPLEMENTATION OF ANY TRUSTED CONNECTIVITY ALLIANCE SPECIFICATION.

Table of Contents

1. Objective	7
2. Introduction	7
3. Principles	8
3.1 General principles	8
3.2 Conventions	8
4. References	8
4.1 Normative References	8
4.2 Informative References	10
5. Abbreviations	10
6. Definitions	12
7. Profile Package General Structure	13
7.1 Introduction.....	13
7.2 Error management	13
7.3 ASN.1 Module	14
7.4 Full Profile Package	14
7.5 IoT Minimal Profile Package	14
8. Profile Package Elements Definition	15
8.1 Common types	15
8.1.1 General Purpose types	15
8.1.2 Profile specific types	15
8.1.3 PE Header	15
8.2 Profile header	19
8.2.1 Profile header definition	19
8.2.2 Eligibility check.....	24
8.3 File system	25
8.3.1 File system templates	25
8.3.2 File related types.....	25
8.3.3 Template Modification Rules	29
8.3.4 File system PEs	31
8.3.5 Generic File management PE	44
8.4 NAA(s).....	47
8.4.1 NAA Parameters	47

8.4.2	AKA Parameters PE.....	47
8.4.3	CSIM Parameters PE.....	50
8.4.4	SSIM EAP TLS Parameters PE	50
8.5	PIN and PUK codes	51
8.5.1	Pin Code PE	51
8.5.2	PUK Code PE	53
8.6	Security domains.....	54
8.6.1	Security Domain PE.....	54
8.6.2	SD and MNO SD Creation	55
8.6.3	Key Personalisation	55
8.6.4	SD Personalisation	57
8.6.5	RAM / OTA HTTPs and CoAP Configuration	57
8.6.6	OPEN personalization.....	57
8.6.7	CAT_TP personalisation	58
8.6.8	SCP11 personalization.....	58
8.7	Application loading and installation	58
8.7.1	Application PE.....	58
8.7.2	ApplicationLoadPackage.....	59
8.7.3	ApplicationInstance	60
8.8	RFM Parameters	62
8.9	Non standardised content	64
8.10	Profile Package end	65
8.11	eUICC Response type	65
9.	ANNEX A (Normative): File Structure Templates Definition	69
9.1	Templates rules and usage.....	69
9.2	Files at MF level	71
9.3	DF CD	71
9.4	DF TELECOM	72
9.4.1	Template version support.....	72
9.4.2	Version 2.....	72
9.4.2	Version 3.....	74
9.5	USIM	77
9.5.1	Mandatory USIM EFs.....	77
9.5.2	Optional USIM EFs	78
9.5.3	DF Phonebook	88
9.5.4	DF GSM-ACCESS	89
9.5.5	DF MexE.....	89
9.5.6	DF WLAN.....	89
9.5.7	DF HNB.....	89
9.5.8	DF SoLSA.....	89
9.5.9	DF BeCast	89

9.5.10	DF ProSe	89
9.5.11	DF 5GS	90
9.5.12	DF SAIP	92
9.5.13	DF SNPN	93
9.5.14	DF 5G ProSe	94
9.6	ISIM	95
9.6.1	Mandatory ISIM EFs	95
9.6.2	Optional ISIM EFs	96
9.7	CSIM	98
9.7.1	Mandatory CSIM EFs	98
9.7.2	Optional CSIM EFs	100
9.8	EAP	103
9.9	Access Rules Definition	104
9.10	IoT Minimal Profile	105
9.10.1	Mandatory IoT Minimal Profile files	105
9.10.2	Optional IoT Minimal Profile files	106
9.10.3	IoT Minimal Profile Access Rules Definition	107
9.11	SSIM	109
10.	ANNEX B (Normative): List of OIDs	111
11.	ANNEX C (Informative): Example of Full Profile Package	114
11.1	Example of Full Profile Package structure	114
11.2	Example of Full Profile Package content	114
11.2.1	Overview	114
11.2.2	Profile HEADER	116
11.2.3	PE MF (Using Template)	116
11.2.4	PE MF (Using Generic File Management)	118
11.2.5	PE PUK	120
11.2.6	PE PIN	120
11.2.7	PE USIM (Using Template)	121
11.2.8	PE USIM (Using Generic File Management)	122
11.2.9	PE USIM PIN	128
11.2.9A	PE 5GS	129
11.2.9B	PE SAIP	130
11.2.10	NAA Parameters	130
11.2.11	PE MNO SD	132
11.2.12	PE SSD	137
11.2.13	PE APPLICATION 1	138
11.2.14	PE APPLICATION 2	139
11.2.15	PE RFM UICC	140
11.2.16	PE RFM USIM	140

11.2.17 PE END.....	141
11.2.18 EUICC RESPONSE	141
12. ANNEX D (Normative): DF SAIP definition	142
12.1 Introduction.....	142
12.2 EFSUCI_Calc_Info_USIM (Subscription Concealed Identifier Calculation Information by USIM EF)	142
13. ANNEX E (Normative): SUCI calculation by USIM	143
14. ANNEX F (Informative): Version compatibility notes	144
14.1 Profile Version 2.1	144
14.2 Profile Version 2.2	145
14.3 Profile Version 2.3	146
14.4 Profile Version 3.0	147
14.5 Profile Version 3.1	148
14.6 Profile Version 3.2	148
14.7 Profile Version 3.3 and 3.3.1	148
14.8 Profile Version 3.4	148
15. ANNEX G (Informative): Example of IoT minimal Profile Package.....	150
15.1 Example of IoT minimal Profile Package structure	150
15.2 Example of IoT minimal Profile Package content	150
15.2.1 Overview	150
15.2.2 Profile HEADER.....	151
15.2.2 PE PIN (Optional)	151
15.2.3 PE IoT (Using Template).....	151
15.2.4 PE USIM PIN (Optional).....	152
15.2.5 NAA Parameters	152
15.2.6 PE MNO SD (Conditional).....	153
15.2.7 PE END.....	154
16. ANNEX H (Informative): Document history	155

1. Objective

The objective of this document is to define the technical specification of a standard format to be used for the loading and installation of an interoperable Profile Package in any compliant eUICC.

2. Introduction

The embedded UICC (eUICC), and the subsequent requirement for remote provisioning, has introduced the need for a number of operations, previously carried out in personalisation centres by individual UICC vendors, to be performed remotely in an open ecosystem.

This document specifies the structure and coding required to build, remotely load and install a Profile in an eUICC.

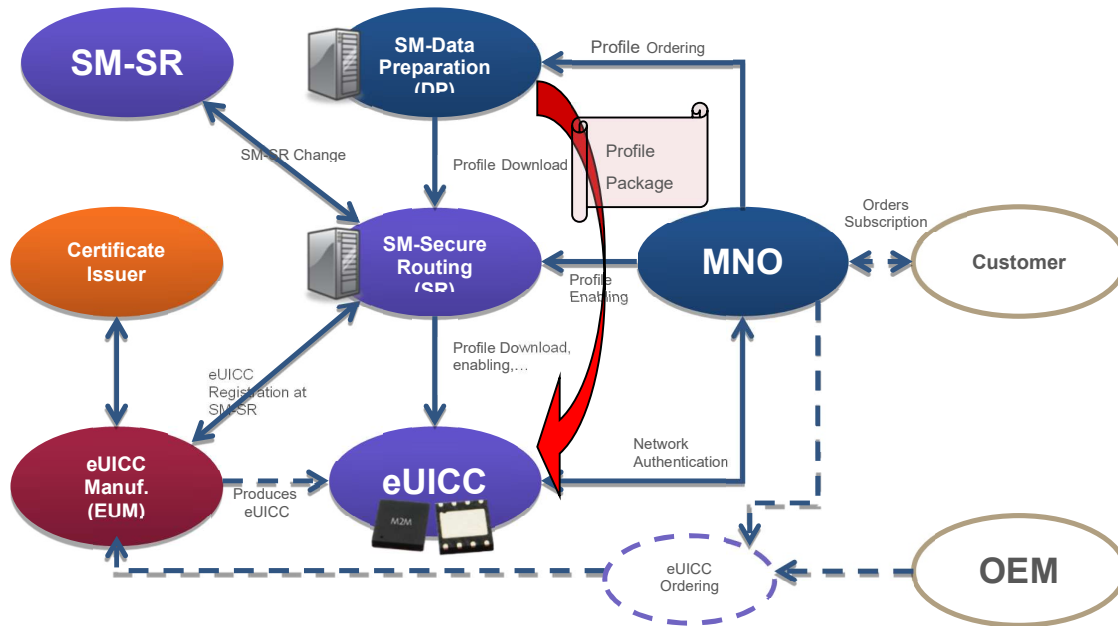
The Profile Package, as technically specified in this document, represents the structure of data to be built by the Profile Creator and to be loaded in the eUICC in order for the eUICC to be personalised according to the content of the Profile Package.

This specification is intended primarily for Profile Creator providers, Profile Creator users (i.e. Mobile Network Operators or MNOs) and eUICC vendors in order for them to elaborate and exchange Profiles with guaranteed interoperability.

In order to reduce complexity, the definition of the Profile Package does not support 2G SIM applications. This is not a limitation; for a terminal (e.g. a 2G M2M module) to be able to sustain remote provisioning of an eUICC according to this definition of the Profile Package, it shall support features defined in standard releases which also mandate the support of a UICC containing a USIM application to access a 2G network. This is aligned with requirements expressed in the GSMA Remote Provisioning Technical Specification [GS RPT], which require support of Release 9 for a device supporting eUICC.

eUICC ecosystem

The following illustration shows an example eUICC system environment. On the server side, interoperability is achieved on different levels (e.g. by the GSMA Remote Provisioning Technical Specifications [GS RPT]). The Subscription Manager (divided into two parts according to this specification) must interact with different entities like other SM, EUM (eUICC Manufacturer) or MNO.



3. Principles

3.1 General principles

The standards referenced by this specification are only included to provide references on the context and the encoding of parameters used in this specification. They neither mandate the implementation of the version referenced nor mandate the support of related functionality.

3.2 Conventions

- SHALL is used to express mandatory requirements. When these requirements are not fulfilled, the eUICC or the Profile Package are not compliant with this specification.
- SHOULD is used to express recommendations.
- MAY is used to express permissible actions.

These words apply either to the eUICC processing the Profile Package or to the Profile Package maker. In any case, these words shall be considered by the Profile Creator to prevent interoperability issues and ensure the loading of a functional Profile.

4. References

4.1 Normative References

- [101 220]: ETSI TS 101 220 V18.2.0: Smart Cards; ETSI numbering system for telecommunication application providers (Release 18)
- [102 221]: ETSI TS 102 221 V18.2.0: Smart Cards; UICC-Terminal interface; Physical and logical characteristics (Release 18)

- [102 222]: ETSI TS 102 222 V17.1.0: Integrated Circuit Cards (ICC); Administrative commands for telecommunications applications (Release 17)
- [102 226]: ETSI TS 102 226 V18.5.0: Smart Cards; Remote APDU structure for UICC based applications (Release 18)
- [USIM]: 3GPP TS 31.102 V18.5.0: Characteristics of the Universal Subscriber Identity Module (USIM) application (Release 18)
- [ISIM]: 3GPP TS 31.103 V18.1.0: Characteristics of the IP Multimedia Services Identity Module (ISIM) application (Release 18)
- [CSIM]: 3GPP2 C.S0065-C v1.0: cdma2000 Application on UICC for Spread Spectrum Systems
- [GP CS]: GlobalPlatform Card Specification V2.3
- [GP UC]: GlobalPlatform Card Specification UICC Configuration V2.0
- [GP CIC]: GlobalPlatform Card Specification Common Implementation Configuration – V2.0
- [GP AB]: GlobalPlatform Card Remote Application Management over HTTP Card Specification v2.3 – Amendment B v1.2
- [GP AC]: GlobalPlatform Card Technology Contactless Services Card Specification v2.3 – Amendment C Version 1.2
- [GP AD]: GlobalPlatform Card Technology Secure Channel Protocol '03' Card Specification v2.3 – Amendment D Version 1.2
- [GP AF]: GlobalPlatform Card Technology Secure Channel Protocol '11' Card Specification v2.3 – Amendment F Version 1.3
- [X.680]: ITU-T X.680 (11/2008): Abstract Syntax Notation One (ASN.1): Specification of basic notation including Corrigendum 1 and 2
- [X.690]: ITU-T X.690 (11/2008): ASN.1 Encoding Rules: Specification of Basic Encoding Rules (BER), Canonical Encoding Rules (CER) and Distinguished Encoding Rules (DER) including Corrigendum 1 and 2
- [GS RPT]: SGP.02 - GSMA Remote Provisioning Architecture for Embedded UICC Technical Specification V4.3
- [TUAK]: 3GPP TS 35.231 V18.0.0: Specification of the TUAK algorithm set
- [3GTEST]: 3GPP TS 34.108 V15.2.0: Common test environments for User Equipment (UE); Conformance testing (Release 15)
- [S0016]: 3GPP2 C.S0016-D Over-the-Air Service Provisioning of Mobile Stations in Spread Spectrum Standards Release D
- [MILENAGE]: 3GPP TS 35.206 V18.0.0: Specification of the MILENAGE Algorithm Set
- [CAVE]: TIA TR-45.AHAG Common Cryptographic Algorithms, Revision D.2
- [102 310]: ETSI TS 102 310 V9.1.0: Extensible Authentication Protocol support in the UICC
- [CAT_TP]: ETSI TS 102 127 V15.0.0: Smart Cards; Transport protocol for CAT applications; Stage 2 (Release 15)
- [33.501]: 3GPP TS 33.501 V18.7.0: Security architecture and procedures for 5G system (Release 18)

- [31.130]: 3GPP TS 31.130 V18.1.0: (U)SIM API for Java™ Card (Release 18)
- [33.102]: 3GPP TS 33.102 V18.0.0: 3G Security; Security architecture (Release 18)
- [23.003]: 3GPP TS 23.003 V18.7.0: Numbering, addressing and identification (Release 18)
- [GP AM]: GlobalPlatform Technology Remote Application Management over CoAP Card Specification v2.3 – Amendment M Version 1.0
- [31.111]: 3GPP TS 31.111 V18.7.0: USIM Application Toolkit (USAT) (Release 18)
- [SSIM]: 3GPP TS 31.105 V18.2.0: Characteristics of the Slice Subscriber Identity Module application (Release 18)
- [RFC9048]: IETF RFC 9048: Improved Extensible Authentication Protocol Method for 3rd Generation Authentication and Key Agreement (EAP-AKA')
- [RFC8446]: IETF RFC 8446: The Transport Layer Security (TLS) Protocol Version 1.3
- [RFC9190]: IETF RFC 9190: EAP-TLS 1.3: Using the Extensible Authentication Protocol with TLS 1.3
- [RFC5280]: IETF RFC 5280: Internet X.509 Public Key Infrastructure Certificate and Certificate Revocation List (CRL) Profile
- [33.187]: 3GPP TS 33.187 V18.0.0: Security aspects of Machine-Type Communications (MTC) and other mobile data applications communications enhancements (Release 18)

4.2 Informative References

None

5. Abbreviations

ADF	Application Dedicated File
AID	Application Identifier
AKA	Authentication and Key Agreement
APDU	Application Protocol Data Unit
ASN.1	Abstract Syntax Notation One
BER	Basic Encoding Rule
CASD	Controlling Authority Security Domain
CAT-TP	Card Application Toolkit Transport Protocol
CDMA	Code Division Multiple Access
CoAP	Constrained Application Protocol
CSIM	cdma2000 Subscriber Identify Identity Module
DAP	Data Authentication Pattern
DER	Distinguished Encoding Rule
DF	Dedicated File
DGI	Data Grouping Identifier
DNS	Domain Name System
DO	Data Object

EAP	Extensible Authentication Protocol
ECIES	Elliptic Curve Integrated Encryption Scheme
EF	Elementary File
eUICC	embedded UICC
EUM	eUICC Manufacturer
FCP	File Control Parameters
GBA	Generic Bootstrapping Architecture
GCI	Global Cable Identifier
GLI	Global Line Identifier
HCI	Host Controller Interface
ICCID	Integrated Circuit Card ID
ID	Identifier
IMSI	International Mobile Subscriber Identity
ISIM	IP Multimedia Services Identity Module
LCSI	Life Cycle Status Information
M2M	Machine to Machine
MAC	Message Authentication Code
MAC-A	MAC used for authentication and key agreement
MBMS	Multimedia Broadcast/Multicast Service
MNO	Mobile Network Operator
MNO-SD	Mobile Network Operator Security Domain (Root SD of a Profile)
NAA	Network Access Application
NAC	Network Access Control
NAI	Network Access Identifier
NSI	Network Specific Identifier
NSWO	Non-Seamless WLAN Offload
OID	Object Identifier
OS	Operating System (of the eUICC)
OTA	Over the Air
PDU	Protocol Data Unit
PE	Profile Element
PIN	Personal Identification Number
PIX	Proprietary application Identifier eXtension
POL	Policy Rules within the Profile
PUK	PIN Unblocking Key
RAM	Remote Application Management
RFM	Remote File Management
SAIP	SIMalliance Interoperable Profile (Note: SIMalliance is the former name of TCA)
SCP	Secure Channel Protocol
SD	Security Domain
SDU	Service Data Unit
SNPN	Standalone Non Public Network
SP	Service Provider
SNQ	Sequence Number
SSD	Supplementary Security Domain
SSIM	Slice Subscriber Identity Module
SUCI	Subscription Concealed Identifier
SUPI	Subscription Permanent Identifier
SWP	Single Wire Protocol
TLS	Transport Layer Security

TLV	Tag Length Value
URSP	UE Route Selection Policy
USIM	Universal Subscriber Identity Module

6. Definitions

embedded UICC	A UICC which is not easily accessible or replaceable, is not intended to be removed or replaced in the terminal and enables the secure changing of Subscriptions.
Full Profile	Profile Package type to be used for provisioning eUICCs over a non-constrained network.
IoT Minimal Profile	Profile Package type to be used for provisioning eUICCs over a constrained network.
PIN Context	The context for which a specific PIN can be used.
Policy Rules	Defines the atomic action of a Policy and the conditions under which it is executed.
Profile	Combination of a file structure, data and applications on an eUICC.
Profile Creator	External entity in charge of creating the Profile Package based on MNO requirements, protecting the Profile Package from modification and/or content access.
Profile Element	A Profile Element is a part of the Profile Package representing one or several features of the Profile encoded using TLV structures based on ASN.1 description
Profile Package	A Personalised Profile using an interoperable description format transmitted to an eUICC in order to load and install a Profile
Provisioning	The downloading and installation of a Profile into an eUICC
Remote Provisioning	Provisioning done by the subscription manager on an eUICC outside of their premises, using a secure data link.

7. Profile Package General Structure

7.1 Introduction

The Profile Package is a collection of Profile Elements (PE) which uses a common description language. This description language is independent from the transport protocol. Each PE is described and can be processed by the eUICC independently from the others. A specific sequence is required for many PEs, however, because they will be processed by the eUICC in the context of previous PEs (i.e. some elements of the Profile may be created only after higher level elements, such as a directory, is created; NAA parameters are applied to the NAA file structure created by previous PEs etc.). Examples of Profile Elements include: a file; a reference to a file system structure; a set of parameters for a specific NAA; an interoperable application etc.

Two types of Profile Package are defined in this specification: a Full Profile Package which allows to set all the parameters and applications and an IoT Minimal Profile which is size optimized in order to allow remote provisioning over limited bandwidth networks. The main characteristics of these 2 options are described in sections 7.4 and 7.5.

The description of every PE in this specification is based on ASN.1 specified in [X.680] and encoded in TLV structures using DER (Distinguished Encoding Rule) encoding as specified in [X690]. This provides a flexible description and avoids the limitations of APDU protocol.

An identification number shall be associated with every PE. This identification number is used for error reporting.

A PE starts with a header containing the following information:

- PE identification number
- Optional flag indicating that the support of this PE is mandatory
- PE type
- PE length

7.2 Error management

A PE can be flagged in order to indicate that the support of the feature described by this PE is mandatory. If this feature is not supported by the eUICC, an error is reported to the Profile Creator, the processing of the Profile Package is cancelled, and all of the PE already processed shall be discarded by the eUICC.

If a PE is not flagged as mandatory, and the eUICC cannot install the PE or does not support the associated feature, a warning shall be reported and the processing of the Profile Package may continue, according to section 8.11. The coding of the status messages is defined in section 8.11.

In order to avoid errors and warnings during the processing of a Profile Package, the Profile Creator may audit the targeted eUICC before building a Profile Package. In that case, all the features described in the Profile Package will be entirely supported by the eUICC. This is the best way to ensure predictable behaviour of the Profile when installed on a specific eUICC. If this procedure is not followed, a functional Profile in the eUICC may still be possible, but available features may be restricted.

The features that shall be supported by the eUICC in order to install the Profile are also described in the Profile header. In case the eUICC does not support one of the features listed in this Profile header, the eUICC shall immediately return an error code and abort the processing of the Profile. This second mechanism complements the list of mandatory features encoded in the Profile header and is required for some specific features (e.g. proprietary features) that are not in the standardised list of features.

The behaviour of the eUICC when processing an incorrectly defined Profile Package (e.g. PE not provided in the right order, mandatory field missing or creation of an existing file) is unspecified. It may result in the installation of a Profile with unexpected behaviour or the failure of the installation whether the PE is mandated or not.

7.3 ASN.1 Module

The PE format is defined in a single, self-contained, ASN.1 definition module called "PEDefinitions", with an ISO Object Identifier in the Trusted Connectivity Alliance namespace:

```
-- ASN1START
PEDefinitions {joint-iso-itu-t(2) international-organizations(23) tca(143)
euicc-profile(1) spec-version(1) version-three(3)}
DEFINITIONS
AUTOMATIC TAGS
EXTENSIBILITY IMPLIED ::=
BEGIN
EXPORTS UICCCapability; -- Definition to be used in remote provisioning
specifications for eligibility check
IMPORTS Certificate FROM PKIX1Explicit88 {iso(1) identified-organization(3)
dod(6) internet(1) security(5) mechanisms(5) pkix(7) id-mod(0) id-pkix1-
explicit(18)}; -- As defined in X.509 Public Key Infrastructure Certificate
[RFC5280]
-- ASN1STOP
```

Two encoding/decoding attributes are defined:

- **AUTOMATIC TAGS** means that the tags are defined automatically using the encoding rules unless a tag notation is present in the PE format definition
- **EXTENSIBILITY IMPLIED** means that data types may contain additional elements that are not defined in this specification. eUICCs shall be ready to receive values with unknown tags following those tags defined in this specification. This is useful when processing PEs from a newer version of this specification. When an eUICC encounters one of these unknown values, it shall report either an error or a warning using the code "invalid-parameter" as defined in section 8.11.

Proprietary tags shall not be used inside the PEs defined in this specification, except inside "PE-NonStandard".

7.4 Full Profile Package

This Profile Package type should be used in configurations where the network bandwidth is not a limitation.

For Full Profiles, the Profile header shall not include the `iotOptions`. `PE-IoT` and `PE-OPT-IoT` are not allowed.

7.5 IoT Minimal Profile Package

This Profile Package type should be used in configurations where the network bandwidth is limited. This type of Profile Package allows the provisioning of a simple Profile Package configuration using a reduced number of PEs. The IoT Minimal Profile Package uses the following simplifications:

- The Profile header contains an additional element, `iotOptions`, including the `PIX` value which is used for the creation of USIM AID.
- `PE-IoT` is used to create a full simplified file system. This file system is suitable for the provisioning of a basic USIM configuration. Additional optional files can also be created using other PEs (e.g. `PE-OPT-IoT`, `PE-GenericFileManagement`). `PE-MF` is not allowed.

- The PIN and PUK codes don't need to be specified if default values are suitable.
- Default file access rules are defined. These access rules can be easily modified, extended or replaced if required. The Profile creator shall ensure to provide the modified references for all the files defined in non-IoT templates according to the pre-defined rules or the customized rules defined on the Profile.

For IoT Minimal Profiles, the Profile header shall include the `iotOptions`. The file system shall be defined using, at least, the `PE-IoT`.

8. Profile Package Elements Definition

8.1 Common types

8.1.1 General Purpose types

To avoid ambiguity regarding the maximum allowed size of integers and octets strings, the following types and values, which are referenced in various PE definitions, are defined:

```
-- ASN1START
-- Basic integer types, for size constraints
maxUInt8 INTEGER ::= 255
UInt8 ::= INTEGER (0..maxUInt8)
maxUInt15 INTEGER ::= 32767
UInt15 ::= INTEGER (0..maxUInt15)
maxUInt16 INTEGER ::= 65535
UInt16 ::= INTEGER (0..maxUInt16)
maxUInt31 INTEGER ::= 2147483647
UInt31 ::= INTEGER (0..maxUInt31)
-- ASN1STOP
```

8.1.2 Profile specific types

The following types are used within several PE definitions:

```
-- ASN1START
ApplicationIdentifier ::= OCTET STRING (SIZE(5..16))
-- ASN1STOP
```

8.1.3 PE Header

The PE header is present at the beginning of all PEs described in this specification.

```
-- ASN1START
PEHeader ::= SEQUENCE {
    mandated NULL OPTIONAL,
    -- if set, indicate that the support of this PE is mandatory
    identification UInt15 -- Identification number of this PE
}
-- ASN1STOP
```

The "mandated" field is used to indicate that the support of this PE is mandatory for the installation of this Profile. If the eUICC does not support the following PE, it shall abort the processing of the Profile and return an error to the sender of the Profile.

The "identification" field shall be unique and is used to identify a PE within the Profile. It will be used for error reporting to the sender of the Profile.

The list of supported PEs is defined below:

```
-- ASN1START
ProfileElement ::= CHOICE {
    header ProfileHeader,

/* PEs */
    genericFileManagement PE-GenericFileManagement,
    pinCodes PE-PINCodes,
    pukCodes PE-PUKCodes,
    akaParameter PE-AKAParameter,
    cdmaParameter PE-CDMAParameter,
    securityDomain PE-SecurityDomain,
    rfm PE-RFM,
    application PE-Application,
    nonStandard PE-NonStandard,
    end PE-End,
    ssimEapTLSPParameters PE-SSIM-EAPTLSPParameters,
    rfu2 PE-Dummy, -- this avoids renumbering of tag values
    rfu3 PE-Dummy, -- in case other non-file-system PEs are
    rfu4 PE-Dummy, -- added here in future versions
    rfu5 PE-Dummy,

/* PEs related to file system creation using templates defined in this
specification */
    mf PE-MF,
    cd PE-CD,
    telecom PE-TELECOM,
    usim PE-USIM,
    opt-usim PE-OPT-USIM,
    isim PE-ISIM,
    opt-isim PE-OPT-ISIM,
    phonebook PE-PHONEBOOK,
    gsm-access PE-GSM-ACCESS,
    csim PE-CSIM,
    opt-csim PE-OPT-CSIM,
    eap PE-EAP,
    df-5gs PE-DF-5GS,
    df-saip PE-DF-SAIP,
    df-snpn PE-DF-SNPN,
    df-5gprose PE-DF-5GPROSE,
    iot PE-IoT,
    opt-iot PE-OPT-IoT,
    ssim PE-SSIM,
    ...
}

PE-Dummy ::= SEQUENCE {
}
-- ASN1STOP
```


It is important that PEs are sent in an order which do not create unresolved dependencies. The following rules shall be considered by the Profile Creator:

ProfileHeader

Shall be the first element and provided once within a Profile download only.

PE-MF

May be provided once as the first element of the file system creation after the "ProfileHeader" in a Full Profile. If this PE is not used, the MF shall be created as the first element of the file system using the "PE-GenericFileManagement" in a Full Profile. PE-MF is not allowed in the IoT Minimal Profile.

PE-CD

The use of this PE is optional and shall come after the creation of the MF.

PE-TELECOM

The use of this PE is optional and shall come after the creation of the MF.

PE-USIM

The use of this PE is optional and shall come after the creation of the MF.

PE-OPT-USIM

The use of this PE is optional and shall come after the creation of an ADF USIM.

PE-ISIM

The use of this PE is optional and shall come after the creation of the MF.

PE-OPT-ISIM

The use of this PE is optional and shall come after the creation of an ADF ISIM.

PE-SSIM

The use of this PE is optional and shall come after the creation of the MF.

PE-GSM-ACCESS

The use of this PE is optional and shall come after the creation of an ADF USIM.

PE-PHONEBOOK

The use of this PE is optional and shall come after the creation of an ADF USIM.

PE-DF-5GS

The use of this PE is optional and shall come after the creation of an ADF USIM.

PE-DF-SAIP

The use of this PE is optional and shall come after the creation of an ADF USIM.

PE-DF-SNPN

The use of this PE is optional and shall come after the creation of an ADF USIM.

PE-DF-5GPROSE

The use of this PE is optional and shall come after the creation of an ADF USIM.

PE-CSIM

The use of this PE is optional and shall come after the creation of the MF.

PE-OPT-CSIM

The use of this PE is optional and shall come after the creation of an ADF CSIM.

PE-IoT

Shall be provided once as the first element of the file system after the "ProfileHeader" in an IoT Minimal Profile and shall not be used in a Full Profile.

PE-OPT-IoT

The use of this PE is optional and shall come after PE-IoT.

PE-GenericFileManagement

Dependencies within the file system creation need to be considered. E.g. the DF Telecom may only be created when the MF has been created before.

PE-AKAPParameter

If this PE is provided, it shall be present in the context of the creation of a NAA filesystem. It may be provided once or several times per NAA. If several sets of parameters are provided for one NAA, the set of parameters used by this NAA is not defined. In the context of the SSIM, only one occurrence of either PE-SSIM-EAPTLSPParameters or PE-AKAPParameter shall be provided. This element is not allowed in the context of MF, SDs and applications.

PE-SSIM-EAPTLSPParameters

If this PE is provided, it shall be present in the context of the creation of an SSIM filesystem when EAP-TLS authentication is required. If EAP-AKA' authentication is required, PE-AKAPParameter shall be used. Only one occurrence of either PE-SSIM-EAPTLSPParameters or PE-AKAPParameter shall be provided per SSIM. This element is not allowed in the context of MF, SDs, applications and NAAs other than SSIM.

PE-PINCodes

PIN codes shall be created in the context according to their scope. Global PINs (Application PINs according to ETSI TS 102 221 [102 221]) shall be provided once in the "PIN Context" of the creation of the MF of the UICC. Local PINs may be provided once in the "PIN Context" of the creation of a DF or ADF. The "PIN Context" is fixed by the first ADF/DF created by the previous PE which contains an ADF/DF using PE-Template or PE-Generic File Management. Only a single PE-PINCodes is allowed in the "PIN Context" of the MF or in the "PIN Context" of a DF/ADF.

PE-PINCode and "pinStatusTemplateDO" usage rules:

- All the Global PINs referenced by a "pinStatusTemplateDO" shall be defined in the "PIN Context" of the MF.
- All the Local PINs referenced by a "pinStatusTemplateDO" shall either be defined in a parent ADF or DF or created in a following PE-PINCodes.

If these usage rules are not satisfied, the error code "pin-code-missing" may be returned. When this error code is returned, the installation of the Profile Package shall be aborted by the eUICC.

PE-PUKCodes

May only be provided once within the context of the UICC file system (MF). It needs to include all PUK codes for the complete profile. If this PE is not present in the Profile Package then no PUK codes are defined.

PE-SecurityDomain

Should be created after the creation of the file system, NAA parameters and PIN/PUK configuration.

PE-Application

Shall be provided after the creation of the SD the application will be associated to.

PE-RFM

Shall be provided after the creation of the SDs.

PE-NonStandard

In general, this element may be provided in any position after the Profile header. Further restrictions depend on the respective application.

PE-End

Shall be provided once at the end of the Profile Package.

PE-EAP

The use of this PE is optional and shall come after creation of the ADF that supports the EAP feature.

When a Profile contains an application that implements one or more EAP clients, the content of the EFDIR provided by the Profile Creator shall comply with the requirement defined in ETSI TS 102 310 [102 310].

8.2 Profile header

8.2.1 Profile header definition

The Profile header PE is used once at the beginning of the Profile in order to give various indications on the content on the Profile:

```
-- ASN1START
ProfileHeader ::= SEQUENCE {
    major-version UInt8, -- set to 3 for this version of the specification
    minor-version UInt8, -- set to 3 for this version of the specification
    profileType UTF8String (SIZE (1..100)) OPTIONAL, -- Profile type
    iccid OCTET STRING (SIZE (10)), -- ICCID of the Profile
    pol OCTET STRING OPTIONAL,
    eUICC-Mandatory-services ServicesList,
    eUICC-Mandatory-GFSTEList SEQUENCE OF OBJECT IDENTIFIER,
    connectivityParameters OCTET STRING OPTIONAL,
    eUICC-Mandatory-AIDs SEQUENCE OF SEQUENCE {
        aid ApplicationIdentifier,
        version OCTET STRING (SIZE(2))
    } OPTIONAL,
    iotOptions IotOptions OPTIONAL -- details for IoT Minimal Profile, mandatory
for IoT Minimal Profiles
}

IotOptions ::= SEQUENCE {
    pix OCTET STRING (SIZE (7..11)) -- PIX value to be used for IoT Minimal
Profiles
}
-- ASN1STOP
```

When receiving the Profile header, the eUICC shall check the "major-version". If the version indicated by the Profile is not supported by the eUICC (e.g., if it is an earlier or an older version), the eUICC shall return an error "unsupported-profile-version" and stop the processing of the Profile. The "minor-version" is

only informative, however, this may indicate that the Profile contains elements that the eUICC will not be able to process if it supports an older version of the specification. In that case, these elements will be ignored by the eUICC unless they are marked as mandatory in the PE header.

The "profileType" is a free optional text indicating for example, the name of the Profile issuer and the type of Profile.

The "iccid" contains the ICCID of the Profile. For Full Profiles, the consistency of this value with the value provided in EF_{ICCID} is not checked by the eUICC and this value is not used by the eUICC in this version of the specification. For IoT Minimal Profiles, the eUICC shall use this value as the default content for EF_{ICCID}. It shall be encoded non-swapped as per ITU E.118 representation and padded with 'F' if less digits are used (Example: 8947010000123456784F).

The "pol" contains the policy rules within a Profile (e.g., POL1 value as defined by GSMA in [GS RPT], Table 71). If this variable is not supplied in the Profile Package, its value shall be set to all 0 by an eUICC compliant with [GS RPT]. Profiles intended to be installed on other types of eUICCs shall not include this data element and the eUICC should ignore its value.

The "ServicesList" is used to indicate the services that shall be supported by the eUICC for the installation of a Profile. When a service is present in this sequence, and not supported or not known by the eUICC, the installation of the Profile Package shall be aborted.

```
-- ASN1START
ServicesList ::= SEQUENCE {
/* Contactless */
    contactless NULL OPTIONAL,

/* NAAs */
    usim NULL OPTIONAL,
    isim NULL OPTIONAL,
    csim NULL OPTIONAL,

/* NAA algorithms */
    milenage NULL OPTIONAL,
    tuak128 NULL OPTIONAL,
    cave NULL OPTIONAL,

/* USIM/ISIM services */
    gba-usim NULL OPTIONAL,
    gba-isim NULL OPTIONAL,
    mbms NULL OPTIONAL,

/* EAP service */
    eap NULL OPTIONAL,

/* Application Runtime environment */
    javacard NULL OPTIONAL,
    multos NULL OPTIONAL,

/* NAAs */
    multiple-usim NULL OPTIONAL,
    multiple-isim NULL OPTIONAL,
```

```
multiple-csim NULL OPTIONAL,

/* Additional algorithms */
tuak256 NULL OPTIONAL,
usim-test-algorithm NULL OPTIONAL,

/* File type */
ber-tlv NULL OPTIONAL,

/* Linked files */
dfLink NULL OPTIONAL,

/* Support of CAT_TP */
cat-tp NULL OPTIONAL,

/* Support of 5G */
get-identity NULL OPTIONAL,
profile-a-x25519 NULL OPTIONAL,
profile-b-p256 NULL OPTIONAL,
suciCalculatorApi NULL OPTIONAL,

/* Support of DNS Resolution */
dns-resolution NULL OPTIONAL,

/* Support of GP Amd F SCP11 */
scpl1ac NULL OPTIONAL,
scpl1c-authorization-mechanism NULL OPTIONAL,

/* Support of S16 mode as defined in GP Amd D and Amd F */
s16mode NULL OPTIONAL,

/* Support of enhanced AKA algorithm defined in 3GPP */
eaka NULL OPTIONAL,

/* Support of 5G additional options */
suci-nsw0 NULL OPTIONAL,
network-id NULL OPTIONAL,

/* Support of GP Amd M remote management over CoAP */
coap NULL OPTIONAL,

/* Support of GBA_U API */
gbauApi NULL OPTIONAL,

/* Support of 5G ProSe usage information reporting*/
uir5GProSe NULL OPTIONAL,

/* Support of SSIM NAA*/
ssim-Eap-Tls NULL OPTIONAL,
ssim-Eap-Aka-prime NULL OPTIONAL,

/* Support of USAT Application Pairing*/
```

```
usatAppPairing NULL OPTIONAL
}
-- ASN1STOP
```

The following list gives the features that the eUICC shall support in order to provide the associated service:

- contactless: support the SWP and HCI interfaces as well as the associated APIs
- usim: the USIM application as defined by 3GPP [USIM]
- isim: the ISIM application as defined by 3GPP [ISIM]
- csim: the CSIM application as defined by 3GPP2 [CSIM]
- milenage: the milenage AKA authentication algorithm as defined by 3GPP [MILENAGE]
- tuak128: the TUAK AKA authentication algorithm as defined by 3GPP [TUAK] with 128 bit key length
- tuak256: the TUAK AKA authentication algorithm as defined by 3GPP [TUAK] with 256 bit key length
- cave: the CAVE authentication algorithm as defined by TIA [CAVE]
- gba-usim: support of GBA authentication context in the USIM application
- gba-isim: support of GBA authentication context in the ISIM application
- gbauApi: support of GBA_U API as defined in 3GPP 31.130 [31.130] associated with GBA authentication context for USIM or ISIM– requires "gba-usim" or "gba-isim" to be present in the list
- mbms: support of the MBMS authentication context in the USIM application
- eap: support of the UICC EAP client
- javacard: support of the Java Card™ runtime environment
- multos: support of the Multos™ runtime environment
- multiple-usim: support of multiple USIM instances – requires "usim" to be present in the list
- multiple-isim: support of multiple ISIM instances – requires "isim" to be present in the list
- multiple-csim: support of multiple CSIM instances – requires "csim" to be present in the list
- ber-tlv: support of the BER-TLV Elementary File type
- dfLink: support of DF Link feature
- usim-test-algorithm: support of Test USIM Parameters for authentication test algorithm as defined by 3GPP [3GTEST]
- cat_tp: If set, any SD with SCP80 shall support CAT_TP (regardless if SCP80 keys are available or not). Connectivity parameters are provided by the OTA server in the initial push message
- get-identity: support of the GET IDENTITY as defined in ETSI [102 221]. At least one implementation of the ECIES profile A or profile B as described in 3GPP [33.501] shall be supported by the eUICC when this function is supported. The Null-scheme shall be supported in addition of the ECIES scheme.
- profile-a-x25519: implementation of the ECIES Profile A as described in 3GPP [33.501]
- profile-b-p256: implementation of the ECIES Profile B as described in 3GPP [33.501]
- suciCalculatorApi: support of the associated API for SUCI derivation (uicc.usim.suci.SUCIRegistry) as defined in 3GPP 31.130 [31.130]
- dns-resolution: support of DNS Resolution mechanism and DNS Resolution Parameters configuration as described in GlobalPlatform Amendment B specification [GP AB]
- scp11ac: support of the SCP11a and SCP11c variants as described in GP [GP AF]. If set, the following implementation options shall be supported: "SD persistently stores PK.OCE.ECKA" (for SCP11a only) and "Certificate chain" (for SCP11a and SCP11c)
- scp11c-authorization-mechanism: support of the "SCP11c authorization mechanism" (Tag 'BF20') implementation option as described in GP [GP AF]
- s16mode: support of S16 mode as defined in GP specifications [GP AF] and [GP AD]
- eaka: support of enhanced AKA algorithm as defined in 3GPP [33.102]
- suci-nswo: support of the SUCI NSWO context for SUCI calculation as described in 3GPP [33.501]

- network-id: support of the Network Identifier for SNPN for SUCI calculation, as described in 3GPP [23.003]
- coap: support of remote management over CoAP as described in GlobalPlatform Amendment M specification [GP AM]
- uir5GProSe: support of 5G ProSe usage information reporting as defined in 3GPP 31.111 [31.111]
- ssim-Eap-Tls: support of one or more SSIM NAA as defined by 3GPP [SSIM] with EAP-TLS 1.3 authentication as defined by IETF RFC 9190 [RFC9190].
- ssim-Eap-Aka-prime: support of one or more SSIM NAA SSIM as defined by 3GPP [SSIM] with EAP-AKA' authentication as defined by IETF RFC 9048 [RFC9048].
- usatAppPairing: support of USAT Application Pairing procedure as defined in 3GPP TS 33.187 [33.187] and 3GPP TS 31.102 [31.102].

The Profile maker shall provide a consistent list of services, otherwise the behaviour of the eUICC is undefined.

When the Profile Package contains BER-TLV files without indication in the "ServicesList" that this feature shall be supported and the eUICC receiving this Profile Package does not support this feature, the eUICC shall send a status code set to "feature-not-supported" without any "additional-information" and the installation shall continue without creating the BER-TLV file. If "mandated" is set in the corresponding PE header, the installation of the Profile shall be aborted by the eUICC.

When the Profile Package contains DF links without indication in the "ServicesList" that this feature shall be supported and the eUICC receiving this Profile Package does not support this feature, the eUICC shall send a status code set to "feature-not-supported" without any "additional-information" and the installation shall continue without creating the DF. EFs and DFs defined beneath the DF link in the Profile Package shall not be created either. If "mandated" is set in the corresponding PE header, the installation of the Profile shall be aborted by the eUICC.

"eUICC-Mandatory-GFSTEList" contains a list of OIDs identifying file system templates which shall be supported by the eUICC in order for the Profile to be correctly installed on the eUICC. This list may contain the OIDs associated to the file system template defined in ANNEX A of this specification. If a template OID present in the list is not supported by the eUICC the installation of the Profile Package shall be aborted by the eUICC.

The "connectivityParameters" contains the connectivity parameters as defined in GSMA in [GS RPT], in table 93, not including '3A07' DGI.

The "eUICC-Mandatory-AIDs" list the AIDs and version of the library packages that are required for the Profile Package to be installed correctly. When an AID is present in the Profile header and not known by the eUICC, the installation of the Profile Package shall be aborted with the status code "lib-not-supported". When the version is not compatible with the versions supported by the eUICC, the installation of the Profile Package shall also be aborted by the eUICC with the status code "lib-not-supported".

The "iotOptions" contains the IoT details for the IoT Minimal Profile. If this data element is present and the eUICC does not support the IoT Minimal Profile, the installation of the Profile Package shall be aborted with the status code set to "feature-not-supported". This data element is mandatory in an IoT Minimal Profile. If this data element is present and PE-IoT is not present, the behaviour of the eUICC is undefined.

The "pix" value shall be used for the creation of default content and parameters for the EF DIR and ADF USIM in case PE-IoT template is used.

Usage rules: This PE shall be used once and shall be the first PE of the Profile Package.

8.2.2 Eligibility check

The following data element is defined in order to be used during the eligibility check of the eUICC by the remote provisioning server.

```
-- ASN1START
-- Definition of UICCCapability
UICCCapability ::= BIT STRING {
    contactlessSupport(0), -- Contactless (SWP, HCI and associated APIs)
    usimSupport(1),        -- USIM as defined by 3GPP
    isimSupport(2),        -- ISIM as defined by 3GPP
    csimSupport(3),        -- CSIM as defined by 3GPP2

    akaMilenage(4),        -- Milenage as AKA algorithm
    akaCave(5),            -- CAVE as authentication algorithm
    akaTuak128(6),         -- TUAK as AKA algorithm with 128 bit key length
    akaTuak256(7),         -- TUAK as AKA algorithm with 256 bit key length
    usimTestAlgorithm(8),  -- USIM test algorithm
    rfu2(9),              -- reserved for further algorithms

    gbaAuthenUsim(10),     -- GBA authentication in the context of USIM
    gbaAuthenISim(11),     -- GBA authentication in the context of ISIM
    mbmsAuthenUsim(12),    -- MBMS authentication in the context of USIM
    eapClient(13),         -- EAP client

    javacard(14),          -- Java Card(TM) support
    multos(15),            -- Multos support

    multipleUsimSupport(16), -- Multiple USIM applications are supported within the
same Profile
    multipleIsimSupport(17), -- Multiple ISIM applications are supported within the
same Profile
    multipleCsimSupport(18), -- Multiple CSIM applications are supported within the
same Profile

    berTlvFileSupport(19), -- BER TLV files
    dfLinkSupport(20),     -- Linked Directory Files
    catTp(21),             -- Support of CAT TP
    getIdentity(22),       -- Support of the GET IDENTITY command as defined in ETSI TS
102 221
    profile-a-x25519(23),  -- Support of ECIES Profile A as defined in 3GPP TS 33.501 [87]
    profile-b-p256(24),    -- Support of ECIES Profile B as defined in 3GPP TS 33.501 [87]
    suciCalculatorApi(25), -- Support of the associated API for SUCI derivation as defined
in 3GPP 31.130 [31.130]
    dns-resolution(26),    -- Support of DNS Resolution as defined by GP Amd B
    scp11ac(27),           -- Support of GP Amd F SCP11 variants a and c
    scp11c-authorization-mechanism(28), -- Support of SCP11c authorization
mechanism (Tag 'BF20')
    sl6mode(29),           -- Support of Sl6 mode as defined in GP Amd D and Amd F
    eaka(30),              -- Support of enhanced AKA algorithm as defined in 3GPP
TS [33.102]
    iotminimal(31),        -- Support of IoT Minimal Profile as described in
section 7.5
}
```



```

    suci-nswo(32),          -- Support of the SUCI NSWOW context for SUCI calculation
as described in 3GPP [33.501]
    network-id(33),        -- Support of the Network Identifier for SNPN for SUCI
calculation, as described in 3GPP [23.003]
    coap(34),              -- Support of remote management over CoAP as defined by
GP Amd M
    gbauApi(35),           -- Support of GBA_U API as defined in 3GPP 31.130
[31.130] if GBA authentication is supported for USIM or ISIM
    uir5GProSe (36),       -- Support of 5G ProSe usage information reporting as
defined in 3GPP 31.111 [31.111]
    ssim-Eap-Tls(37),      -- Support of one or more SSIM NAA as defined by 3GPP
31.105 [SSIM] with EAP-TLS 1.3 authentication as defined by IETF RFC 9190
[RFC9190]
    ssim-Eap-Aka-prime(38), -- Support of one or more SSIM NAA as defined by
3GPP 31.105 [SSIM] with EAP-AKA' authentication as defined by IETF RFC 9048
[RFC9048]
    usatAppPairing(39)     -- Support of USAT Application Pairing procedure as defined in
3GPP TS 33.187 [33.187] and 3GPP TS 31.102 [31.102]
}
-- ASN1STOP

```

8.3 File system

8.3.1 File system templates

Templates are defined in Annex A of this document. These templates are used to accelerate the creation of the file system in the Profile. Their use is optional. An alternate mechanism is defined in order to allow the creation of files without using these templates.

These templates define default values for:

- File size, number of records and record size
- Access conditions
- Content

These default values are not defined for all the files. In that case, these values shall be provided in the Profile.

There are 2 types of templates:

- Created by default templates: All the files described in these templates will be created, even if they are not listed in the PE provided in the Profile Package (i.e., Flagged as OPTIONAL), except if they are tagged with "doNotCreate" in the "File" sequence.
- Not created by default templates: Only the file listed in the PE provided in the Profile Package will be created.

The templates also indicate an access rule reference which can be used to build the Access Rules Reference file content.

When using a template containing a hierarchy of files, Profile Creator shall take care to not instantiate files within a DF without instantiating the DF before.

8.3.2 File related types

These types are required for file system and file PE definitions.

The Profile Package uses only expanded format for the coding of the Access Rules.

```

-- ASN1START
ProprietaryInfo ::= SEQUENCE {

```

```

    specialFileInformation [PRIVATE 0] OCTET STRING (SIZE (1)) DEFAULT '00'H,

    /* fillPattern, repeatPattern
    only one of the parameters may be present. Coding and rules defined within
    ETSI TS 102 222 [102 222] apply
    */

    fillPattern [PRIVATE 1] OCTET STRING (SIZE(1..200)) OPTIONAL,
    repeatPattern [PRIVATE 2] OCTET STRING (SIZE(1..200)) OPTIONAL,
    /* Specific parameters for BER-TLV files */
    /* Shall be encoded on the minimum number of octets possible
       (i.e. no leading bytes set to '00' are allowed)*/
    maximumFileSize [6] OCTET STRING OPTIONAL,
    fileDetails [4] OCTET STRING (SIZE(1)) DEFAULT '01'H
}

Fcp ::= SEQUENCE {
    /* The fileDescriptor shall be encoded as defined in
    ETSI TS 102 222 [102 222]
    */
    fileDescriptor [2] OCTET STRING (SIZE(2..4)) OPTIONAL,

    /* fileID
    For ADFs, the fileID is a temporary value (named temporary file ID
    in this document) used only during the profile creation. It has to
    be unique within a profile and is used for referencing files within
    this ADF using the file path.
    */
    fileID [3] OCTET STRING (SIZE(2)) OPTIONAL,

    /* dfName
    Only applies for ADFs
    */
    dfName [4] ApplicationIdentifier OPTIONAL,

    /* lcsi
    Coding according to ETSI TS 102 222 [102 222]
    */
    lcsi [10] OCTET STRING (SIZE (1)) DEFAULT '05'H,

    /* securityAttributesReferenced
    Either containing EF ARR ID[2] + record number[1] or
    record number[1] only and EF ARR ID implicitly known from the
    context: File ID '2F06' is automatically applied for ADFs,
    the MF and all files directly located under the MF
    '6F06' for any other files
    */
    securityAttributesReferenced [11] OCTET STRING (SIZE (1..3)) OPTIONAL,

    /* efFileSize
    Mandatory for EF file types
    Not allowed for DF files and EF link files

```

```

        Shall be encoded on the minimum number of octets possible
        (i.e. no leading bytes set to '00' are allowed)
    */
    efFileSize [0] OCTET STRING OPTIONAL,

    /* pinStatusTemplateDO
    Not allowed for EF files
    Mandatory for DF/ADF files
    */
    pinStatusTemplateDO [PRIVATE 6] OCTET STRING OPTIONAL,

    /* shortEFID
    Not allowed for DF files
    Optional for EF file types / equivalent to ETSI TS 102 222
    shortEFID not provided: in case of a template file, SFI
    is set according to Annex A. For files created
    by using GenericFileManagement, SFI is calculated from FID
    shortEFID provided with no value: no SFI is supported
    for this EF
    shortEFID available with a length of 1 byte:
    The Short File Identifier is coded from bits b8 to b4.
    Bits b3,b2,b1 = 000.
    */
    shortEFID [8] OCTET STRING (SIZE (0..1)) OPTIONAL,

    /* proprietaryEFInfo
    Optional for EF file types
    Not allowed for DF files
    */
    proprietaryEFInfo [5] ProprietaryInfo OPTIONAL,

    /* linkPath
    Specifies the path to the file to which shall be linked,
    also valid for DFs. Files within ADFs are addressed
    by the temporary file ID of the respective ADF. For the coding
    see filePath. In case of a template link file, an empty linkPath
    indicates that the link file shall be turned into an independent file.
    */
    linkPath [PRIVATE 7] OCTET STRING (SIZE (0..8)) OPTIONAL
}

File ::= SEQUENCE OF CHOICE {
    doNotCreate NULL, /* Indicates that this file shall not be created by the
    eUICC even if present in a PE referencing a "Created by Default" template.
    This flag has no effect for the creation of files in the MF and shall not be used
    for all the files listed in a "Not Created by Default" template*/
    fileDescriptor Fcp,
    fillFileOffset UInt16,
    fillFileContent OCTET STRING
}
-- ASN1STOP

```

The "File" type is used during the creation of the file system when using a template. It contains 2 optional elements that are used to modify the content of the template during file creation or to set the content when it is not defined in the template.

The "Fcp" type contains all the file control parameters required for an ADF, DF or EF creation. All the elements contained in the "Fcp" are marked as optional. The parameters to be provided within the "Fcp" are context specific (See 0 and 0).

The "pinStatusTemplateDO" shall contain only a list of PIN Key Reference values coded according to table 9.3 of ETSI TS 102 221 [102 221] and used within the ADF/DF. This list shall be returned by the eUICC when selecting an ADF/DF within the PIN status template DO according to ETSI TS 102 221 [102 221]. It shall not contain the full data object as defined in ETSI TS 102 221 [102 221] (e.g., '01810A'H as a typical value for an ADF_USIM). The Pin Key Reference contained in the "pinStatusTemplateDO" shall refer either to the Global PINs and Local PINs that shall be provided in the following PE Pin Codes, or Global PINs already loaded and local PINs that can be inherited from an ascendant ADF/DF (See the PE-PINCode and "pinStatusTemplateDO" usage rules into the section 8.1.1).

Within "File" type, "Fcp" may be repeated to create a sequence of files (like several EF ICON files). The "fillFileContent" type, preceded optionally by a "fillFileOffset" type, is used to set the content of a file (See "fillFileContent & fillFileOffset" field description in section 8.3.5). These types may be used repetitively for each file created.

The parameter "efFileSize" is described as File Size (Reserved File Size) as defined in ETSI TS 102 222 [102 222].

For BER-TLV files, the list of TLVs defined shall be part of one or more "fillFileContent" parameters with these constraints:

- All TLVs shall be concatenated. If some additional bytes are present between the TLVs, the expected behaviour is not defined. "fillFileOffset" shall not be used.
- The eUICC should reject the content if the parameters are not following the constraints defined in ETSI TS 102 221 [102 221] on the SET DATA command.

The parameters "maximumFileSize" and "fileDetails" are dedicated to BER-TLV as described in ETSI 102 222 [102 222]:

- The "maximumFileSize" is optional for a BER-TLV file and if not present in the ASN.1 creating this file, no maximum file size shall be set for this BER-TLV file.
- The "fileDetails" is optional for a BER-TLV file and if not present in the ASN.1 creating the file, the value "01" (DER Coding) shall be set for this BER-TLV file.

The eUICC shall process the elements contained in the "File" type according to the diagram below to create no, one or several files and optionally fill them with content.

It is the responsibility of the Profile Creator to appropriately configure any specific parameter required for the file creation when using GenericFileManagement PEs. One example that may lead to problems when not correctly configured is the parameter for indication of high update activity, which is used by some eUICC implementations for memory wear levelling, while other eUICC implementations do not require this parameter.

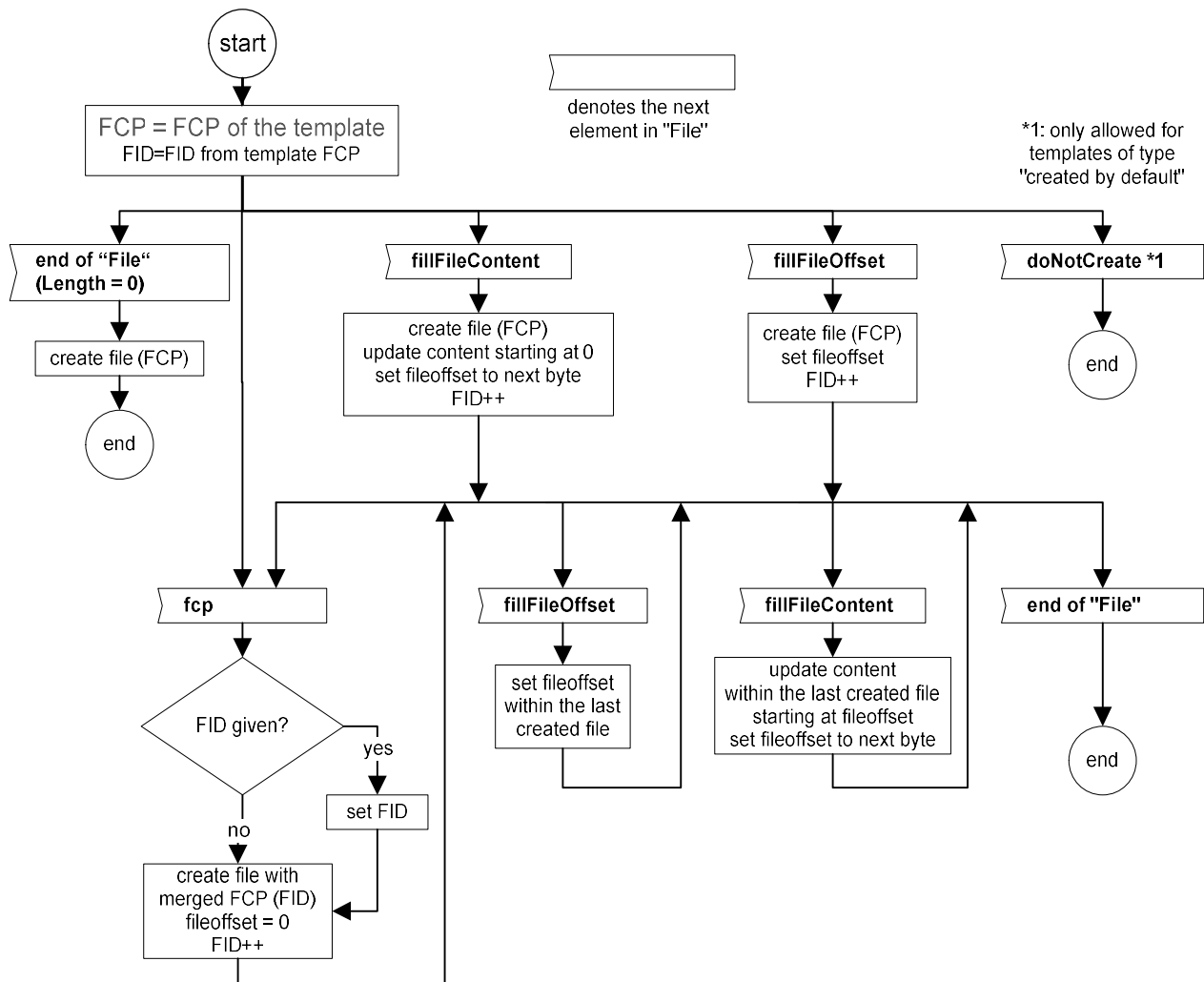


Figure 2: Processing of "File" type

NOTE: Not all sequences allowed by this diagram are useful (e.g., several sequential "fillFileOffset"). However, the processing defined above simplifies the rules to be followed and the implementation on the eUICC.

8.3.3 Template Modification Rules

For each template, default settings are defined within ANNEX A. If no value is defined for a specific parameter, it has to be provided as a parameter within the template instance parameters (e.g., content of EF IMSI).

To overwrite parameters of the template, the following parameters may be specified within the FCP parameters defined within a PE. Depending on the file type defined in the template, the following parameters may be provided within the FCP of a PE to change the settings of the template for a respective file.

Changing the file type (byte 1 of fileDescriptor) as defined in the template is not allowed in the Profile Package.

Parameter	ADF	DF	DF Link	EF	EF Link
fileDescriptor	F	F	C (See Note 2)	C (See Note 1)	C (See Note 2)
fileID	M/C (See Note 4)	C	C	C	C
dfName	M/C (See Note 4)	F	F	F	F
lcsi	O	O	O	O	O
securityAttributesReferenced	C	C	C	C	C
effFileSize	F	F	F	C (See Note 1)	C (See Note 2)
pinStatusTemplateDO	M/C (See Note 4)	M/C (See Note 4)	C (See Note 2)	F	F
shortEFID	F	F	F	C	C
proprietaryEFInfo	F	F	F	O (See Note 1)	O (See Note 2)
linkPath	F	F	C (See Note 3)	C (See Note 1)	C (See Note 3)

M: Mandatory
Parameters marked as mandatory have to be provided. Otherwise, the file creation will fail.

O: Optional
Parameters which are optional do not need to be provided since they either address optional features or a default value can be applied as per ASN.1 definition.

C: Conditional
Parameters marked with conditional may always be provided if the default value of the template shall be modified (e.g. change of securityAttributesReferenced).

Except if an independent file is turned into a link (See Note 1): In case no default value is defined within the template the respective conditional parameter is mandatory. Otherwise, the creation will fail (Check Note 1 for special case).

F: Forbidden
These parameters shall not be provided within the FCP since they are invalid within the respective context.

Note 1: Files defined as independent files within the template can be linked to an existing file (for files where content is required it is also possible to turn the file into a link rather than providing content). In this case the settings of the source file for fileDescriptor, effFileSize and proprietaryEFInfo shall be applied for creating the file (the respective settings from the template shall be ignored).

Note 2: Allowed only when a link is changed into an independent file or DF. fileDescriptor and effFileSize can be used to modify the file size; proprietaryEFInfo can be used to alter the respective settings if needed.

Note 3: In case a link shall be turned in an independent file an empty linkPath needs to be provided. For EFs the FCP may include the parameters to define the file size (effFileSize and file Descriptor for record-oriented files). By providing a linkPath value the link shall be changed to the referenced file.

Note 4: These parameters are mandatory for Full Profiles and conditional for IoT Minimal Profiles.

All file default contents defined within the template are defined as either repeat patterns, fill patterns or non-pattern content. There are two ways to alter the default:

- **Overwrite Repeat/Fill Pattern:**

A repeat or fill pattern provided within the respective "Fcp" shall overwrite the default content completely. It does not matter whether the default has been defined as repeat pattern, fill pattern or non-pattern content. This means that in case the "Fcp" in the PE includes a fill pattern, but the template is defined as repeat pattern or non-pattern content, the fill pattern from the PE shall be applied (and vice versa).

This might be needed for some files where the default template size shall be modified (e.g., EF ICI, EF OCI). If parameter "proprietaryEFInfo" is provided and no repeat or fill pattern are present, the default template fill or repeat pattern shall be used.

- **Using "fillFileContent" / "fillFileOffset":**

Providing file content within "fillFileContent" / "fillFileOffset" shall have the same effect as creating a file with a fill/repeat pattern, or non-pattern content and thereafter updating the content via Update.

8.3.4 File system PEs

8.3.4.1 MF PE

This PE is used to create and set the content of the files at the MF level. It is based on the template defined in Annex A, section 9.2. The template referenced by the PE is a "Created by default" type template. The rules associated with this kind of template shall be used by the eUICC.

```
-- ASN1START
PE-MF ::= SEQUENCE {
    mf-header PEHeader,
    templateID OBJECT IDENTIFIER,
    mf File,
    ef-pl File OPTIONAL,
    ef-iccid File,
    ef-dir File,
    ef-arr File,
    ef-umpc File OPTIONAL
}
-- ASN1STOP
```

Usage rules: This PE may be used only once at the beginning of the Full Profile Package.

8.3.4.2 DF CD PE

This PE is used to create the DF CD and to create and set the content of the files at the DF CD level. It is based on the template defined in Annex A, section 9.3. The use of this PE is optional. If this PE is not received by the eUICC, it will not create DF CD in the Profile. The template referenced by the PE is a "Not created by default" type template.

```
-- ASN1START
PE-CD ::= SEQUENCE {
    cd-header PEHeader,
    templateID OBJECT IDENTIFIER,
    df-cd File,
    ef-launchpad File OPTIONAL,
    ef-icon File OPTIONAL
}
-- ASN1STOP
```

Usage rules: This PE may be used only once after the creation of the MF. The template uses an implicit EF-ARR reference of '6F06' in the access rules for the EFs within DF CD - the Profile should either set this explicitly to '2F06' (using a 3-byte "securityAttributesReferenced" parameter), or create an EF-ARR '6F06' that can be referenced.

8.3.4.3 DF TELECOM PE

This PE is used to create the DF TELECOM, to create the DFs under the DF TELECOM and to create and set the content of the EFs at the DF TELECOM and sub DFs level. It is based on the template defined in Annex A, section 9.4. The use of this PE is optional. If this PE is not received by the eUICC, it will not create DF TELECOM in the Profile. The template referenced by the PE is a "Not created by default" type template.

```
-- ASN1START
PE-TELECOM ::= SEQUENCE {
    telecom-header PEHeader,
    templateID OBJECT IDENTIFIER,
    df-telecom File,

```

```
ef-arr File OPTIONAL,
ef-rma File OPTIONAL,
ef-sume File OPTIONAL,
ef-ice-dn File OPTIONAL,
ef-ice-ff File OPTIONAL,
ef-psismsc File OPTIONAL,
df-graphics File OPTIONAL,
  ef-img File OPTIONAL,
  ef-iidf File OPTIONAL,
  ef-ice-graphics File OPTIONAL,
  ef-launch-scws File OPTIONAL,
  ef-icon File OPTIONAL,
df-phonebook File OPTIONAL,
  ef-pbr File OPTIONAL,
  ef-ext1 File OPTIONAL,
  ef-aas File OPTIONAL,
  ef-gas File OPTIONAL,
  ef-psc File OPTIONAL,
  ef-cc File OPTIONAL,
  ef-puid File OPTIONAL,
  ef-iap File OPTIONAL,
  ef-adn File OPTIONAL,
  ef-pbc File OPTIONAL,
  ef-anr File OPTIONAL,
  ef-puri File OPTIONAL,
  ef-email File OPTIONAL,
  ef-sne File OPTIONAL,
  ef-uid File OPTIONAL,
  ef-grp File OPTIONAL,
  ef-ccpl File OPTIONAL,
df-multimedia File OPTIONAL,
  ef-mml File OPTIONAL,
  ef-mmdf File OPTIONAL,
df-mmss File OPTIONAL,
  ef-mlpl File OPTIONAL,
  ef-mspl File OPTIONAL,
  ef-mmssmode File OPTIONAL,
df-mcs File OPTIONAL,
  ef-mst File OPTIONAL,
  ef-mcs-config File OPTIONAL,
df-v2x File OPTIONAL,
  ef-vst File OPTIONAL,
  ef-v2x-config File OPTIONAL,
  ef-v2xp-pc5 File OPTIONAL,
  ef-v2xp-Uu File OPTIONAL,
df-a2x File OPTIONAL,
  ef-ast File OPTIONAL,
  ef-a2x-config File OPTIONAL,
  ef-a2xp-pc5 File OPTIONAL,
  ef-a2x-ddaap-pc5 File OPTIONAL,
  ef-a2x-dc2p-pc5 File OPTIONAL,
  ef-a2xp-Uu File OPTIONAL
```



```
}
-- ASN1STOP
```

Usage rules: This PE may be used only once after the creation of the MF. Additional files may be required that are not part of this template. These files shall be created using the GenericFileManagement PE.

8.3.4.4. USIM Related Files and Directories

8.3.4.4.1. USIM "Created by default" Files PE

This PE is used to create a USIM ADF and to create and set the content of the files either mandatory or always used at the ADF USIM level. The template referenced by the PE is a "Created by default" type template. This PE is based on the template defined in Annex A, section 9.5.1.

```
-- ASN1START
PE-USIM ::= SEQUENCE {
    usim-header PEHeader,
    templateID OBJECT IDENTIFIER,
    adf-usim File,
    ef-imsi File,
    ef-arr File,
    ef-keys File OPTIONAL,
    ef-keysPS File OPTIONAL,
    ef-hpplmn File OPTIONAL,
    ef-ust File, /* The content of UST file shall be modified by the eUICC
during profile installation according to the functionality supported by the eUICC
platform i.e. in the case where a service is not supported (and not indicated as
required) the related bit(s) will be set to zero */
    ef-fdn File OPTIONAL,
    ef-sms File OPTIONAL,
    ef-smsp File OPTIONAL,
    ef-smss File OPTIONAL,
    ef-spn File,
    ef-est File,
    ef-start-hfn File OPTIONAL,
    ef-threshold File OPTIONAL,
    ef-psloci File OPTIONAL,
    ef-acc File,
    ef-fplmn File OPTIONAL,
    ef-loci File OPTIONAL,
    ef-ad File OPTIONAL,
    ef-ecc File,
    ef-netpar File OPTIONAL,
    ef-epsloci File OPTIONAL,
    ef-epsnsc File OPTIONAL
}
-- ASN1STOP
```

Usage rules: This PE may be used several times after the creation of the MF. This PE may be followed by PE-PINCodes for the definition of USIM local PINs, or by PE-OPT-USIM if required.

8.3.4.4.2. USIM "Not Created by default" Files PE

This PE is used to create the files used less often under the USIM ADF previously created. The template referenced by the PE is a "Not created by default" type template. This PE is based on the template defined in Annex A, section 9.5.2.

```
-- ASN1START
PE-OPT-USIM ::= SEQUENCE {
    optusim-header PEHeader,
    templateID OBJECT IDENTIFIER,
    ef-li File OPTIONAL,
    ef-acmax File OPTIONAL,
    ef-acm File OPTIONAL,
    ef-gid1 File OPTIONAL,
    ef-gid2 File OPTIONAL,
    ef-msisdn File OPTIONAL,
    ef-puct File OPTIONAL,
    ef-cbmi File OPTIONAL,
    ef-cbmid File OPTIONAL,
    ef-sdn File OPTIONAL,
    ef-ext2 File OPTIONAL,
    ef-ext3 File OPTIONAL,
    ef-cbmir File OPTIONAL,
    ef-plmnwact File OPTIONAL,
    ef-oplmnwact File OPTIONAL,
    ef-hplmnwact File OPTIONAL,
    ef-dck File OPTIONAL,
    ef-cn1 File OPTIONAL,
    ef-smsr File OPTIONAL,
    ef-bdn File OPTIONAL,
    ef-ext5 File OPTIONAL,
    ef-ccp2 File OPTIONAL,
    ef-ext4 File OPTIONAL,
    ef-acl File OPTIONAL,
    ef-cmi File OPTIONAL,
    ef-ici File OPTIONAL,
    ef-oci File OPTIONAL,
    ef-ict File OPTIONAL,
    ef-oct File OPTIONAL,
    ef-vgcs File OPTIONAL,
    ef-vgcss File OPTIONAL,
    ef-vbs File OPTIONAL,
    ef-vbss File OPTIONAL,
    ef-emlpp File OPTIONAL,
    ef-aaem File OPTIONAL,
    ef-hiddenkey File OPTIONAL,
    ef-pnn File OPTIONAL,
    ef-opl File OPTIONAL,
    ef-mbdn File OPTIONAL,
    ef-ext6 File OPTIONAL,
    ef-mbi File OPTIONAL,
    ef-mwis File OPTIONAL,
    ef-cfis File OPTIONAL,
    ef-ext7 File OPTIONAL,
    ef-spdi File OPTIONAL,
    ef-mmsn File OPTIONAL,
    ef-ext8 File OPTIONAL,
```

```
    ef-mmsicp File OPTIONAL,
    ef-mmsup File OPTIONAL,
    ef-mmsucp File OPTIONAL,
    ef-nia File OPTIONAL,
    ef-vgcsca File OPTIONAL,
    ef-vbsca File OPTIONAL,
    ef-gbabp File OPTIONAL,
    ef-msk File OPTIONAL,
    ef-muk File OPTIONAL,
    ef-ehplmn File OPTIONAL,
    ef-gbanl File OPTIONAL,
    ef-ehplmnp File OPTIONAL,
    ef-lrplmnsi File OPTIONAL,
    ef-nafkca File OPTIONAL,
    ef-spni File OPTIONAL,
    ef-pnni File OPTIONAL,
    ef-ncp-ip File OPTIONAL,
    ef-ufc File OPTIONAL,
    ef-nasconfig File OPTIONAL,
    ef-uicciari File OPTIONAL,
    ef-pws File OPTIONAL,
    ef-fdnuri File OPTIONAL,
    ef-bdnuri File OPTIONAL,
    ef-sdnuri File OPTIONAL,
    ef-ial File OPTIONAL, -- This file was known as ef-iwl in Version 3.2 and
earlier of this specification
    ef-ips File OPTIONAL,
    ef-ipd File OPTIONAL,
    ef-epdgid File OPTIONAL,
    ef-epdgselection File OPTIONAL,
    ef-epdgidem File OPTIONAL,
    ef-epdgselectionem File OPTIONAL,
    ef-frompreferred File OPTIONAL,
    ef-imsconfigdata File OPTIONAL,
    ef-3gpppsdataoff File OPTIONAL,
    ef-3gpppsdataoffservicelist File OPTIONAL,
    ef-xcapconfigdata File OPTIONAL,
    ef-earfcnlist File OPTIONAL,
    ef-mudmidconfigdata File OPTIONAL,
    ef-eaka File OPTIONAL,
    ef-ocst File OPTIONAL,
    ef-ac-gbauapi File OPTIONAL,
    ef-imsdci File OPTIONAL
}
-- ASN1STOP
```

Usage rules: This PE can be used once for each USIM application after the creation of the USIM Mandatory files. It may be followed by PE-PINCodes for the creation of USIM local PINs, if these have not been created previously, or by PE-PHONEBOOK, PE-GSM-ACCESS, PE-DF-5GS and PE-DF-SAIP for example if required.

8.3.4.4.3. DF PHONEBOOK PE

This PE is used to create the DF PHONEBOOK inside the ADF USIM and the EFs contained in DF PHONEBOOK. It is based on part of the template defined in Annex A, section 9.5.3. The use of this PE is optional. The template referenced by the PE is a "Not created by default" type template.

```
-- ASN1START
PE-PHONEBOOK ::= SEQUENCE {
    phonebook-header PEHeader,
    templateID OBJECT IDENTIFIER,
    df-phonebook File,
    ef-pbr File OPTIONAL,
    ef-ext1 File OPTIONAL,
    ef-aas File OPTIONAL,
    ef-gas File OPTIONAL,
    ef-psc File OPTIONAL,
    ef-cc File OPTIONAL,
    ef-puid File OPTIONAL,
    ef-iap File OPTIONAL,
    ef-adn File OPTIONAL,
    ef-pbc File OPTIONAL,
    ef-anr File OPTIONAL,
    ef-puri File OPTIONAL,
    ef-email File OPTIONAL,
    ef-sne File OPTIONAL,
    ef-uid File OPTIONAL,
    ef-grp File OPTIONAL,
    ef-ccp1 File OPTIONAL
}
-- ASN1STOP
```

Usage rules: This PE may be used only once in the context of a USIM ADF.

8.3.4.4.4. DF GSM ACCESS PE

This PE is used to create the DF GSM ACCESS and to create and set the content of the files at the DF GSM ACCESS level. The use of this PE is optional. If this PE is not received by the eUICC, it will not create DF GSM ACCESS in the Profile. The template referenced by the PE is a "Not created by default" type template. This PE is based on the template defined in Annex A, section 9.5.4.

```
-- ASN1START
PE-GSM-ACCESS ::= SEQUENCE {
    gsm-access-header PEHeader,
    templateID OBJECT IDENTIFIER,
    df-gsm-access File,
    ef-kc File OPTIONAL,
    ef-kcgprs File OPTIONAL,
    ef-cpbcc File OPTIONAL,
    ef-invscan File OPTIONAL
}
-- ASN1STOP
```

Usage rules: This PE may be used only once in the context of a USIM ADF.

8.3.4.4.5. DF 5GS PE

This PE is used to create the DF 5GS under a USIM previously created and to create and set the content of the files at the DF 5GS level. The use of this PE is optional. If this PE is not received by the eUICC, it will not create DF 5GS in the Profile. The template referenced by the PE is a "Not created by default" type template. This PE is based on the template defined in Annex A, section 9.5.11.

```
-- ASN1START
PE-DF-5GS ::= SEQUENCE {
    df-5gs-header PEHeader,
    templateID OBJECT IDENTIFIER,
    df-df-5gs File,
    ef-5gs3gpploci File OPTIONAL,
    ef-5gsn3gpploci File OPTIONAL,
    ef-5gs3gppnsc File OPTIONAL,
    ef-5gsn3gppnsc File OPTIONAL,
    ef-5gauthkeys File OPTIONAL,
    ef-uac-aic File OPTIONAL,
    ef-suci-calc-info File OPTIONAL,
    ef-opl5g File OPTIONAL,
    ef-supinai File OPTIONAL,
    ef-routing-indicator File OPTIONAL,
    ef-ursp File OPTIONAL,
    ef-tn3gppsnn File OPTIONAL,
    ef-cag File OPTIONAL,
    ef-sor-cmci File OPTIONAL,
    ef-dri File OPTIONAL,
    ef-5gsedrx File OPTIONAL,
    ef-5gnswo-conf File OPTIONAL,
    ef-mchpplmn File OPTIONAL,
    ef-kausf-derivation File OPTIONAL
}
-- ASN1STOP
```

Usage rules: If this PE is required it shall be used only once in the context of a USIM ADF.

8.3.4.4.6. DF SAIP PE

This PE is used to create the DF Trusted Connectivity Alliance Interoperable Profile under a USIM previously created and to create and set the content of the files at the DF SAIP level. The use of this PE is optional. If this PE is not received by the eUICC, it will not create DF SAIP in the Profile. The template referenced by the PE is a "Not created by default" type template. This PE is based on the template defined in Annex A, section 9.5.12.

```
-- ASN1START
PE-DF-SAIP ::= SEQUENCE {
    df-saip-header PEHeader,
    templateID OBJECT IDENTIFIER,
    df-df-saip File,
    ef-suci-calc-info-usim File OPTIONAL
}
-- ASN1STOP
```

See Annex D for the definition of the content of EF.SUCI_Calc_Info_USIM and Annex E for the use of this EF for SUCI computation.

Usage rules: If this PE is required it shall be used only once in the context of a USIM ADF.

8.3.4.4.7. DF SNPN PE

This PE is used to create the DF SNPN under a USIM previously created and to create and set the content of the files at the DF SNPN level. The use of this PE is optional. If this PE is not received by the eUICC, it will not create DF SNPN in the Profile. The template referenced by the PE is a "Not created by default" type template. This PE is based on the template defined in Annex A, section 9.5.13.

```
-- ASN1START
PE-DF-SNPN ::= SEQUENCE {
    df-snpn-header PEHeader,
    templateID OBJECT IDENTIFIER,
    df-df-snpn File,
    ef-pws-snpn File OPTIONAL,
    ef-nid File OPTIONAL
}
-- ASN1STOP
```

Usage rules: If this PE is required it shall be used only once in the context of a USIM ADF.

8.3.4.4.8. DF 5G PROSE PE

This PE is used to create the DF 5G ProSe under a USIM previously created and to create and set the content of the files at the DF 5G ProSe level. The use of this PE is optional. If this PE is not received by the eUICC, it will not create DF 5G ProSe in the Profile. The template referenced by the PE is a "Not created by default" type template. This PE is based on the template defined in Annex A, section 9.5.14.

```
-- ASN1START
PE-DF-5GPROSE ::= SEQUENCE {
    df-5g-prose-header PEHeader,
    templateID OBJECT IDENTIFIER,
    df-df-5g-prose File,
    ef-5g-prose-st File OPTIONAL,
    ef-5g-prose-dd File OPTIONAL,
    ef-5g-prose-dc File OPTIONAL,
    ef-5g-prose-u2nru File OPTIONAL,
    ef-5g-prose-ru File OPTIONAL,
    ef-5g-prose-uir File OPTIONAL,
    ef-5g-prose-u2uru File OPTIONAL,
    ef-5g-prose-eu File OPTIONAL
}
-- ASN1STOP
```

Usage rules: If this PE is required it shall be used only once in the context of a USIM ADF.

8.3.4.5. ISIM Related Files and Directories

8.3.4.5.1. ISIM "Created by default" Files PE

This PE is used to create an ISIM ADF and to create and set the content of the mandatory files at the DF ISIM level. The template referenced by the PE is a "Created by default" type template. This PE is based on the template defined in Annex A, section 9.5.1.

```
-- ASN1START
```

```

PE-ISIM ::= SEQUENCE {
    isim-header PEHeader,
    templateID OBJECT IDENTIFIER,
    adf-isim File,
    ef-impi File,
    ef-impu File,
    ef-domain File,
    ef-ist File, /* The content of IST file shall be modified by the eUICC
during profile installation according to the functionality supported by the eUICC
platform i.e. in the case where a service is not supported (and not indicated as
required) the related bit(s) will be set to zero */
    ef-ad File OPTIONAL,
    ef-arr File
}
-- ASN1STOP

```

Usage rules: This PE may be used several times after the creation of the MF. This PE may be followed by PE-PINCodes for the definition of ISIM local PINs, or by PE-OPT-ISIM if required.

8.3.4.5.2. ISIM "Not Created by default" Files PE

This PE is used to create the optional files under the ISIM ADF previously created. The template referenced by the PE is a "Not created by default" type template. This PE is based on the template defined in Annex A, section 9.6.2.

```

-- ASN1START
PE-OPT-ISIM ::= SEQUENCE {
    optisim-header PEHeader,
    templateID OBJECT IDENTIFIER,
    ef-pcscf File OPTIONAL,
    ef-sms File OPTIONAL,
    ef-smsp File OPTIONAL,
    ef-smss File OPTIONAL,
    ef-smsr File OPTIONAL,
    ef-gbabp File OPTIONAL,
    ef-gbanl File OPTIONAL,
    ef-nafkca File OPTIONAL,
    ef-uicciari File OPTIONAL,
    ef-frompreferred File OPTIONAL,
    ef-imsconfigdata File OPTIONAL,
    ef-xcapconfigdata File OPTIONAL,
    ef-webrtcuri File OPTIONAL,
    ef-mudmidconfigdata File OPTIONAL,
    ef-ac-gbauapi File OPTIONAL,
    ef-imsdci File OPTIONAL
}
-- ASN1STOP

```

Usage rules: This PE can be used once for each ISIM application after the creation of the ISIM Mandatory files. It may be followed by PE-PINCodes for the creation of ISIM local PINs, if these have not been created previously.

8.3.4.6. CSIM Related Files and Directories

8.3.4.6.1. CSIM "Created by default" Files PE

This PE is used to create a CSIM ADF and to create and set the content of the mandatory files at the DF CSIM level. The template referenced by the PE is a "Created by default" type template. This PE is based on the template defined in Annex A, section 9.7.1.

```
-- ASN1START
PE-CSIM ::= SEQUENCE {
    csim-header PEHeader,
    templateID OBJECT IDENTIFIER,
    adf-csim File,
    ef-arr File,
    ef-call-count File,
    ef-imsi-m File,
    ef-imsi-t File,
    ef-tmsi File,
    ef-ah File,
    ef-acp File,
    ef-aloc File,
    ef-cdmahome File,
    ef-znregi File,
    ef-snregi File,
    ef-distregi File,
    ef-accolc File,
    ef-term File,
    ef-acp File,
    ef-prl File,
    ef-ruimid File,
    ef-csim-st File,
    ef-spc File,
    ef-otapaspc File,
    ef-namlock File,
    ef-ota File,
    ef-sp File,
    ef-esn-meid-me File,
    ef-li File,
    ef-usgind File,
    ef-ad File,
    ef-max-prl File,
    ef-spcs File,
    ef-mecrp File,
    ef-home-tag File,
    ef-group-tag File,
    ef-specific-tag File,
    ef-call-prompt File
}
-- ASN1STOP
```

Usage rules: This PE may be used several times after the creation of the MF. This PE may be followed by PE-PINCodes for the definition of CSIM local PINs, or by PE-OPT-CSIM if required.

8.3.4.6.2. CSIM "Not Created by default" Files PE

The PE is used to create the optional files under the CSIM ADF previously created. The template referenced by the PE is a "Not created by default" type template. This PE is based on the template defined in Annex A, section 9.7.2.

```
-- ASN1START
PE-OPT-CSIM ::= SEQUENCE {
    optcsim-header PEHeader,
    templateID OBJECT IDENTIFIER,
    ef-ssci File OPTIONAL,
    ef-fdn File OPTIONAL,
    ef-sms File OPTIONAL,
    ef-smsp File OPTIONAL,
    ef-smss File OPTIONAL,
    ef-ssfc File OPTIONAL,
    ef-spn File OPTIONAL,
    ef-mdn File OPTIONAL,
    ef-ecc File OPTIONAL,
    ef-me3gpdopc File OPTIONAL,
    ef-3gpdopm File OPTIONAL,
    ef-sipcap File OPTIONAL,
    ef-mipcap File OPTIONAL,
    ef-sipupp File OPTIONAL,
    ef-mipupp File OPTIONAL,
    ef-sipsp File OPTIONAL,
    ef-mipsp File OPTIONAL,
    ef-sippapss File OPTIONAL,
    ef-puzl File OPTIONAL,
    ef-maxpuzl File OPTIONAL,
    ef-hrpdcap File OPTIONAL,
    ef-hrpdupp File OPTIONAL,
    ef-csspr File OPTIONAL,
    ef-atc File OPTIONAL,
    ef-eprl File OPTIONAL,
    ef-bcsmscfg File OPTIONAL,
    ef-bcsmspref File OPTIONAL,
    ef-bcsmsstable File OPTIONAL,
    ef-bcsmsp File OPTIONAL,
    ef-bakpara File OPTIONAL,
    ef-upbakpara File OPTIONAL,
    ef-mmsn File OPTIONAL,
    ef-ext8 File OPTIONAL,
    ef-mmsicp File OPTIONAL,
    ef-mmsup File OPTIONAL,
    ef-mmsucp File OPTIONAL,
    ef-auth-capability File OPTIONAL,
    ef-3gcik File OPTIONAL,
    ef-dck File OPTIONAL,
    ef-gid1 File OPTIONAL,
    ef-gid2 File OPTIONAL,
    ef-cdmacn1 File OPTIONAL,
    ef-sf-euimid File OPTIONAL,
```

```

    ef-est File OPTIONAL,
    ef-hidden-key File OPTIONAL,
    ef-lcsver File OPTIONAL,
    ef-lcscp File OPTIONAL,
    ef-sdn File OPTIONAL,
    ef-ext2 File OPTIONAL,
    ef-ext3 File OPTIONAL,
    ef-ici File OPTIONAL,
    ef-oci File OPTIONAL,
    ef-ext5 File OPTIONAL,
    ef-ccp2 File OPTIONAL,
    ef-applabels File OPTIONAL,
    ef-model File OPTIONAL,
    ef-rc File OPTIONAL,
    ef-smscap File OPTIONAL,
    ef-mipflags File OPTIONAL,
    ef-3gppdupext File OPTIONAL,
    ef-ipv6cap File OPTIONAL,
    ef-tcpconfig File OPTIONAL,
    ef-dgc File OPTIONAL,
    ef-wapbrowsercp File OPTIONAL,
    ef-wapbrowserbm File OPTIONAL,
    ef-mmsconfig File OPTIONAL,
    ef-jdl File OPTIONAL
}
-- ASN1STOP

```

Usage rules: This PE can be used once for each CSIM application immediately after the creation of the CSIM Mandatory files. It may be followed by PE-PINCodes for the creation of CSIM local PINs, if these have not been created previously.

8.3.4.7. EAP Related Files and Directories

This PE is used to create the DF EAP and to create and set the content of the files either mandatory or used at the DF EAP level. The template referenced by the PE is a "Not Created by default" type template. This PE is based on the template defined in Annex A section 9.8.

```

-- ASN1START
PE-EAP ::= SEQUENCE {
    eap-header PEHeader,
    templateID OBJECT IDENTIFIER,
    df-eap File,
    ef-eapkeys File OPTIONAL,
    ef-eapstatus File,
    ef-puid File OPTIONAL,
    ef-ps File OPTIONAL,
    ef-curid File OPTIONAL,
    ef-reid File OPTIONAL,
    ef-realm File OPTIONAL
}
-- ASN1STOP

```

Usage rules: This PE can be used once for each EAP method supported by an application providing Extensible Authentication Protocol after the creation of the ADF.

8.3.4.8. IoT Minimal Profile Related Files and Directories

8.3.4.8.1. IoT "Created by default" Files PE

This PE is used to create an MF and USIM ADF and to create and set the content of the files either mandatory or always used at the MF and USIM ADF level. The template referenced by the PE is a "Created by default" type template. This PE is based on the template defined in Annex A, section 9.10.1.

```
-- ASN1START
PE-IoT ::= SEQUENCE {
    iot-header PEHeader,
    templateID OBJECT IDENTIFIER,
    mf File OPTIONAL,
    ef-pl File OPTIONAL,
    ef-iccid File OPTIONAL,
    ef-dir File OPTIONAL,
    ef-arr File OPTIONAL,
    ef-umpc File OPTIONAL,
    adf-usim File OPTIONAL,
    ef-imsi File,
    ef-arr-usim File OPTIONAL,
    ef-keys File OPTIONAL,
    ef-keysPS File OPTIONAL,
    ef-hpplmn File OPTIONAL,
    ef-ust File OPTIONAL,
    ef-start-hfn File OPTIONAL,
    ef-threshold File OPTIONAL,
    ef-psloci File OPTIONAL,
    ef-acc File,
    ef-fplmn File OPTIONAL,
    ef-loci File OPTIONAL,
    ef-ad File OPTIONAL,
    ef-ecc File OPTIONAL,
    ef-netpar File OPTIONAL
}
-- ASN1STOP
```

Usage rules: This PE shall be used only once at the beginning of the IoT Minimal Profile Package.

8.3.4.8.2. IoT "Not Created by default" Files PE

This PE is used to create the files used less often under the USIM ADF previously created. The template referenced by the PE is a "Not created by default" type template. This PE is based on the template defined in Annex A, section 9.10.2.

```
-- ASN1START
PE-OPT-IoT ::= SEQUENCE {
    optiot-header PEHeader,
    templateID OBJECT IDENTIFIER,
    ef-fdn File OPTIONAL,
    ef-sms File OPTIONAL,
    ef-smsp File OPTIONAL,
    ef-smss File OPTIONAL,
```

```

    ef-spn File OPTIONAL,
    ef-est File OPTIONAL,
    ef-oplmnwact File OPTIONAL,
    ef-hplmnwact File OPTIONAL,
    ef-ehplmn File OPTIONAL,
    ef-epsloci File OPTIONAL,
    ef-epsnsc File OPTIONAL,
    df-df-5gs File OPTIONAL,
    ef-5gs3gpploci File OPTIONAL,
    ef-5gsn3gpploci File OPTIONAL,
    ef-5gs3gppnsc File OPTIONAL,
    ef-5gsn3gppnsc File OPTIONAL,
    ef-5gauthkeys File OPTIONAL,
    ef-uac-aic File OPTIONAL,
    ef-suci-calc-info File OPTIONAL,
    ef-opl5g File OPTIONAL,
    ef-supi-nai File OPTIONAL,
    ef-routing-indicator File OPTIONAL,
    ef-ursp File OPTIONAL,
    ef-tn3gppsnn File OPTIONAL,
    df-df-saip File OPTIONAL,
    ef-suci-calc-info-usim File OPTIONAL
}
-- ASN1STOP

```

Usage rules: This PE may be used only once after the PE-IoT.

8.3.4.9. SSIM Related Files and Directories

This PE is used to create a SSIM ADF and to create and set the content of the files at the ADF SSIM level. The template referenced by the PE is a "Created by default" type template. This PE is based on the template defined in Annex A, section 9.11.

```

-- ASN1START
PE-SSIM ::= SEQUENCE {
    ssim-header PEHeader,
    templateID OBJECT IDENTIFIER,
    adf-ssim File,
    ef-arr File,
    ef-eapId File,
    ef-nssai File,
    ef-eapStatus File
}
-- ASN1STOP

```

Usage rules: This PE may be used several times after the creation of the MF. This PE may be followed by PE-PINCodes for the definition of SSIM local PINs.

8.3.5 Generic File management PE

This PE is used in order to create files in a generic way. This will typically be used in case files are not defined in a file system template (e.g. application specific files, future standard files not covered by the templates) or if specific templates are not supported by the eUICC Profile Package interpreter.

The Generic File Management PE consists of a list of file system operations and follows the same approach as the one described within the existing standards to establish files within a Profile.

Any file system operation is always executed within the current context. Files are always created within the current DF. File updates are always applied to the currently selected EF.

The default selection at the beginning of this PE is as follows:

- Current DF: MF
- Current EF: no selection

The following operations are available:

"filePath":

Selects an already existing DF or ADF according to the rules in ETSI TS 102 221 [102 221] for "select by path from MF". It is a concatenation of file identifiers and has even length or length zero for selecting the MF. To select an ADF or a DF in an ADF, the temporary File ID of the ADF shall be used by the Profile Creator.

"createFCP":

The "createFCP" structure is used to create files (See "Fcp" type in section 8.3.2). Coding of the parameters is based on ETSI 102 222 [102 222] and tailored to Profile download to minimise the Profile download size and to support linked files.

The following file types can be created using this structure; Linear Fixed, Binary, Cyclic, BER-TLV, linked EFs, linked ADFs/DFs.

The file, with the exception of ADFs, shall always be created within the currently selected DF/ADF. In case a DF/ADF is created it shall be automatically selected. No EF shall be selected in this case. When an EF has been created it shall be automatically selected as the current EF.

The creation of a file may require the support of a specific feature. If such a feature is not indicated as "mandatory" in the "eUICC-Mandatory-services", the related files may or may not be created as required by the Profile Package (e.g. EF_UST, EF_IST, GBA or MBMS related files, BER-TLV files). In these cases, "feature-not-supported" shall be returned by the eUICC.

"fillFileOffset & fillFileContent":

These commands are used to provide content for EFs. There is always a current "fillFileOffset" pointer. After EF selection the current "fillFileOffset" pointer is set to the beginning of the file (e.g. after creation or after filePath).

"fillFileOffset" is a binary pointer. Record based files and binary files are handled in the same way.

For record based files the current "fillFileOffset" may reference to any byte within a record.

e.g., LF file with 100 records and 20 bytes per record:

Default "fillFilePointer" = 1

"fillFileOffset": 20 sets "fillFilePointer" to beginning of record 2 (Byte 21)

"fillFileContent": 00 updates byte 21 and sets "fillFilePointer" to record 2 byte 2 (Byte 22)

"fillFileOffset": 24 sets "fillFilePointer" pointer to beginning of record 3 byte 6 (Byte 46)

"fillFileContent": 00112233445566778899AABBCCDDEEFF updates byte 46 to 61 and sets

"fillFilePointer" to record 3 byte 2 (Byte 62)

"fillFilePointer": > 2000 undefined behaviour but writing a value beyond the file size will generate an error "Invalid-parameter".

For Cyclic files the record pointer of the file is not affected during the creation of the file and the setting of its content. After creation of the Profile in the eUICC, the record pointer shall be set to the first record created during the processing of the Profile Package.

Content is personalised using "fillFileContent". The content shall be personalised starting at the current "fillFileOffset" pointer which shall be implicitly set to the next unpersonalised content ("fillFileOffset" pointer new= "fillFileOffset" pointer + length of "fillFileContent").

Since all parameters (except securityAttributesReferenced) for the Fcp type are optional the minimum parameters must be provided for generic File Creation:

Parameter	Create ADF	Create DF	Create DF Link	Create EF	Create EF Link
fileDescriptor	M	M	M (See Note)	M	M (See Note)
fileID	M	M	M	M	M
dfName	M	F	F	F	F
lcsi	O	O	O	O	O
securityAttributesReferenced	M	M	M	M	M
efFileSize	F	F	F	M	F (See Note)
pinStatusTemplateDO	M	M	F (See Note)	F	F
shortEFID	F	F	F	C	C
proprietaryEFInfo	F	F	F	O	F (See Note)
linkPath	F	F	M (See Note)	F	M (See Note)

M: Mandatory

This parameter shall be set within the FCP when the respective type is created. Otherwise, creation fails.

O: Optional

Parameters which are optional do not need to be provided since they either address optional features or a default can be applied as per ASN.1 definition.

F Forbidden

This parameter shall not be provided within the respective context.

C Conditional

For the usage of shortEFID refer to the definition in Section 8.3.2.

Note: Files can be linked to an existing file using linkPath. In this case the settings of the source file for fileDescriptor, efFileSize, pinStatusTemplateDO and proprietaryEFInfo shall be applied for creating the file (where applicable) and the fileDescriptor from the FCP of the created linked file shall be ignored.

During the creation of EF UMPC, the eUICC may ignore any modification provided by the Profile, including attributes (e.g., Access rules, size), except for the content of the second byte.

```
-- ASN1START
/* Create GenericFileManagement
*/
PE-GenericFileManagement ::= SEQUENCE {
    gfm-header PEHeader,
    fileManagementCMD SEQUENCE (SIZE (1..MAX)) OF FileManagement
}

FileManagement ::= SEQUENCE (SIZE (1..MAX)) OF CHOICE {
    filePath [0] OCTET STRING (SIZE (0..8)), -- Use Temporary File ID for ADF
    createFCP [APPLICATION 2] Fcp,
    fillFileOffset UInt16,
    fillFileContent [1] OCTET STRING
}
-- ASN1STOP
```



```

}

PE-AKAPParameter ::= SEQUENCE {
    aka-header PEHeader,
    algoConfiguration CHOICE {
        mappingParameter MappingParameter,
        algoParameter      AlgoParameter
    },

    sqnOptions          OCTET STRING (SIZE(1)) DEFAULT '02'H, /* ignored in case
of usim-test-algorithm */
    -- maximum value for sqnDelta and sqnAgeLimit is '07FFFFFFFF'H
    sqnDelta            OCTET STRING (SIZE(6)) DEFAULT '000010000000'H, /*
ignored in case of usim-test-algorithm */
    sqnAgeLimit         OCTET STRING (SIZE(6)) DEFAULT '000010000000'H, /*
ignored in case of usim-test-algorithm */

    -- Sequence numbers do not include the index (IND)
    -- maximum for any values within sqnInit is '07FFFFFFFF'H
    sqnInit SEQUENCE (SIZE (32)) OF OCTET STRING (SIZE (6)) DEFAULT {
/* Index 0 */'000000000000'H, '000000000000'H, '000000000000'H,
'000000000000'H, '000000000000'H, '000000000000'H, '000000000000'H,
'000000000000'H, '000000000000'H, '000000000000'H, '000000000000'H,
'000000000000'H, '000000000000'H, '000000000000'H, '000000000000'H,
'000000000000'H, '000000000000'H, '000000000000'H, '000000000000'H,
'000000000000'H, '000000000000'H, '000000000000'H, '000000000000'H,
'000000000000'H, '000000000000'H, '000000000000'H, '000000000000'H,
'000000000000'H, '000000000000'H, '000000000000'H, '000000000000'H,
/* Index 31 */'000000000000'H }, /* ignored in case of usim-test-algorithm */

    -- The following parameters may be used only in the context of SSIM
    ssimParameters SEQUENCE {
        networkName UTF8String OPTIONAL, -- Used for comparison with
AT_KDF_INPUT value provided during authentication as defined in RFC 9048 [RFC9048]
        keyDerivationFunctions SEQUENCE OF OCTET STRING (SIZE(1)) DEFAULT
{'01'H} -- AT_KDF values as defined in RFC 9048 [RFC9048]
    } OPTIONAL
}
-- ASN1STOP

```

The "algorithm-Options" is encoded as follows:

Bit 8	Bit 7	Bit 6	Bit 5	Bit 4	Bit 3	Bit 2	Bit 1	Meaning
-	-	-	-	-	X	X	X	RES size (0: 32 bits ,1: 64 bits, 2:128 bits, 3: 256 bits) ²
		X	X	X				MAC-A and MAC-S size (0: 64 bits ,1: 128 bits, 2: 256 bits) ¹
	X	-	-	-	-	-	-	CK and IK size (0: 128 bits ,1: 256 bits) ¹
X	-	-	-	-	-	-	-	RFU
Note 1: Setting only applies for TUAK. Shall be ignored in case of Milenage and usim-test-algorithm								
Note 2: Setting only applies for TUAK and usim-test-algorithm. Shall be ignored in case of Milenage								

In case of Milenage algorithm, RES, MAC-A, MAC-S, CK and IK size are fixed by specification (CK and IK are 128 bits, RES, MAC-A and MAC-S are 64 bits). For the USIM test algorithm, RES size can be set to 32, 64 or 128 bits, CK and IK are 128 bits, MAC-S is 64 bits.

NOTE: eUICC compliant with V2.1 and earlier of this specification will only support RES size of 128 bits for the USIM test algorithm.

The "sqnOptions" is encoded as follows:

Bit 8	Bit 7	Bit 6	Bit 5	Bit 4	Bit 3	Bit 2	Bit 1	Meaning
-	-	-	-	-	-	-	X	Anonymity Key (AK) (1: not used, 0: used)
-	-	-	-	-	-	X		SQN wrap around (1: not allowed, 0: allowed) In case SQN wrap around is allowed it means that SQN verification shall be disabled if the respective SEQ value has reached the maximum value 07FFFFFFFF
-	-	-	-	-	X	-	-	SQN Delta (1: not used, 0: used)
-	-	-	-	X	-	-	-	SQN Age Limit (1: not used, 0: used)
X	X	X	X	-	-	-	-	RFU

The "mappingOptions" data element, if present, indicates the AKA parameters the current NAA uses from the application referenced by "mappingSource" and is encoded as follows:

Bit 8	Bit 7	Bit 6	Bit 5	Bit 4	Bit 3	Bit 2	Bit 1	Meaning
-	-	-	-	-	X	X	-	00: dot not share SQN parameters and/or values 01: share sqnInit, sqnOptions, sqnDelta, sqnAgeLimit 10: share sqnOptions, sqnDelta, sqnAgeLimit 11: share sqnOptions, sqnDelta, sqnAgeLimit and SQN array
X	X	X	X	X	-	-	X	RFU

The "algorithmID", "algorithmOptions", "key", "opc", "rotationConstants", "xoringConstants" and "numberOfKeccak" are always shared when the mapping is used.

Every NAA which supports PE-AKA maintains either its own SQN array created implicitly by the eUICC (including 32 SQNs initialised to zero or to the value given in the optional "sqnInit" array) or a reference to the SQN array of another NAA depending on the settings provided in the "mappingOptions" parameters. When the "mappingOptions" indicates that the parameters are shared these should not be provided in the PE. If they are present, they shall be ignored by the eUICC. The source of the mapping shall be provided before it can be referenced.

Key size: The "key" OBJECT STRING shall have a length of 16 bytes in case of the Milenage or usim-test-algorithm and 16 or 32 bytes in case of the TUAK algorithm.

OPc size: The "opc" OBJECT STRING shall have a size of 16 bytes in case of the Milenage and 32 bytes in case of the TUAK algorithm.

In case a value is provided for "authCounterMax" it defines the accumulated number of Authenticate Commands for all the NAA over the complete lifetime of the Profile (independent from resets, Profile de-/activation). If defined, it shall not be provided more than once in a Profile Package. Once the actual number of Authenticate commands reaches the defined value the command should fail and return '6F00'h as the respective error code.

"ssimParameters" shall be provided only in the context of SSIM. "networkName" and "keyDerivationFunctions" are defined in EAP-AKA' specification [RFC9048]. If "networkName" is provided in the Profile, the SSIM shall check its value during the authentication sequence. If "networkName" is incorrect, the SSIM shall behave as if AUTN had been incorrect, and the authentication shall fail.

Usage rules: This PE shall be used once after the creation of a NAA using Milenage or TUAK authentication algorithm (e.g., USIM, ISIM or CSIM using Milenage). Only one Algorithm's parameter set should be provided in a given NAA. If more than one set of parameters is provided in the Profile, the indication of which set of parameters has to be used is out of scope of this specification.

8.4.3 CSIM Parameters PE

This PE is used to set the parameters for the CSIM authentication algorithm CAVE [CAVE]. It may be provided within the context of an ADF_CSIM.

```
-- ASN1START
PE-CDMAParameter ::= SEQUENCE {
    cdma-header PEHeader,

    /* A-Key for CAVE Authentication */
    authenticationKey OCTET STRING (SIZE(8)),

    /*
    Optional value for ssd
    Bytes 1..8: value if shared secret data A
    Bytes 9..16: value if shared secret data B
    */
    ssd OCTET STRING (SIZE (16)) OPTIONAL,

    /*
    Shared Secrets for HRPD access authentication
    Includes the shared secret data. This field is coded as defined in section
    4.5.7.10 HRPD Access Authentication CHAP SS Parameters of [S0016].
    */
    hrpdAccessAuthenticationData OCTET STRING (SIZE (2..32)) OPTIONAL,

    /*
    Parameters for simple IP authentication are coded as defined in section 4.5.7.7
    SimpleIP CHAP SS Parameters of [S0016].
    */
    simpleIPAuthenticationData OCTET STRING (SIZE (3..483)) OPTIONAL,

    /*
    Parameters for mobile IP authentication are coded as defined in section 4.5.7.8
    MobileIP SS Parameters of [S0016].
    */
    mobileIPAuthenticationData OCTET STRING (SIZE (5..957)) OPTIONAL
}
-- ASN1STOP
```

Usage rules: This PE shall be used once after the creation of a NAA using CAVE authentication algorithm (e.g., CSIM). Only one Algorithm's parameters set should be provided in a given NAA. If more than one set of parameters is provided in the Profile Package, the indication of which set of parameters must be used is out of scope of this specification.

8.4.4 SSIM EAP TLS Parameters PE

This PE is used to set the parameters for the SSIM authentication algorithm when EAP-TLS 1.3 [RFC9190] is used. It may be provided within the context of an ADF_SSIM.

```
-- ASN1START
PE-SSIM-EAPTLSParameters ::= SEQUENCE {
    eapSSIMCertificate Certificate,      -- TLS certificate containing the
public key of the SSIM application
    eapSSIMCertificateChain SEQUENCE OF Certificate OPTIONAL, -- TLS
certificate chain for the SSIM application not including the SSIM Root CA
    eapCACertificate Certificate,      -- TLS Server Root CA certificate
    privateKey OCTET STRING            -- TLS Private key of the SSIM
application
}
-- ASN1STOP
```

An eUICC supporting EAP-TLS authentication for SSIM shall support the cipher suites and algorithms defined in section 9.1 of TLS 1.3 [RFC8446].

Usage rules: This PE shall be used once after the creation of a SSIM NAA. Only one Algorithm's parameter set should be provided in a given SSIM NAA.

8.5 PIN and PUK codes

8.5.1 Pin Code PE

This PE is used to set the PIN codes related to the MF for the global ones or related to a DF.

The eUICC shall be able to support all the PIN and ADM references listed in "PINKeyReferenceValue".

NOTE: Universal PIN is not supported.

```
-- ASN1START
PINKeyReferenceValue ::= INTEGER {
pinApp1(1),          -- PIN global of App 1
pinApp2(2),          -- PIN global of App 2
pinApp3(3),          -- PIN global of App 3
pinApp4(4),          -- PIN global of App 4
pinApp5(5),          -- PIN global of App 5
pinApp6(6),          -- PIN global of App 6
pinApp7(7),          -- PIN global of App 7
pinApp8(8),          -- PIN global of App 8
adm1(10),            -- Administrative Key 1
adm2(11),            -- Administrative Key 2
adm3(12),            -- Administrative Key 3
adm4(13),            -- Administrative Key 4
adm5(14),            -- Administrative Key 5
secondPINApp1(129),  -- PIN local of App 1
secondPINApp2(130),  -- PIN local of App 2
secondPINApp3(131),  -- PIN local of App 3
secondPINApp4(132),  -- PIN local of App 4
secondPINApp5(133),  -- PIN local of App 5
secondPINApp6(134),  -- PIN local of App 6
secondPINApp7(135),  -- PIN local of App 7
secondPINApp8(136),  -- PIN local of App 8
adm6(138),           -- Administrative Key 6
adm7(139),           -- Administrative Key 7
}
```

```

adm8(140),          -- Administrative Key 8
adm9(141),          -- Administrative Key 9
adm10(142)         -- Administrative Key 10
}

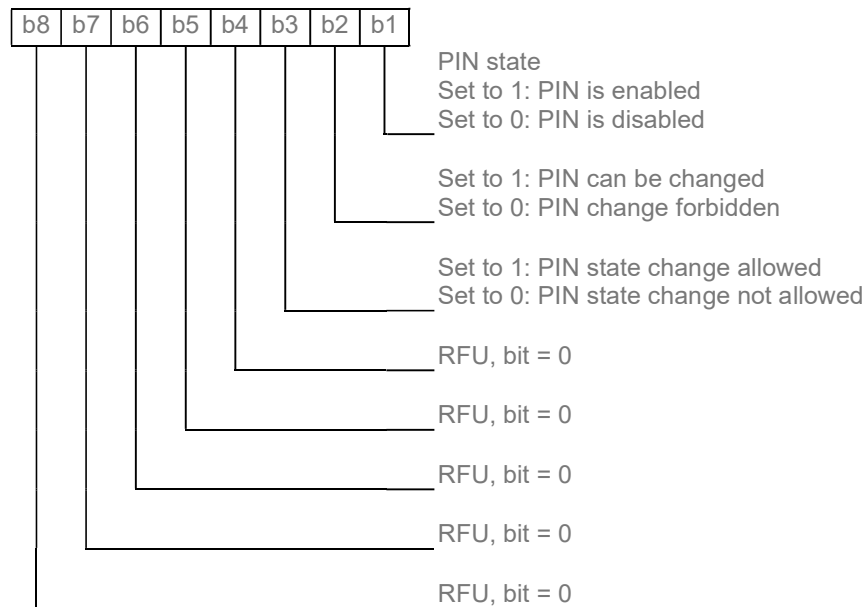
PINConfiguration ::= SEQUENCE {
/*
For every value defined in PINKeyReferenceValue only one entry may be included
per PE-PINCodes.
Within the PE-PINCodes sent in the context of the MF only global PIN key references
shall be used. For PINs in any ADF/DF only local PINs shall be defined:
secondPINAppl1 - secondPINAppl8. It is allowed to define the same
PINKeyReferenceValue in multiple directories (e.g., secondPINAppl1 may be defined
in the ISIM NAA and within the USIM NAA). Provided they are not linked they shall
be handled as two independent PIN values which also may reference different PUK
references.
*/
    keyReference PINKeyReferenceValue,
    pinValue OCTET STRING (SIZE (8)),
/*
In case no unblockingPINReference is set, no PUK applies for the corresponding
PIN.
In case a PUKKeyReferenceValue is defined the related PUKKeyReferenceValue shall
exist within the PE-PUKCodes list.
Any value defined in PUKKeyReferenceValue may be applied for any
PINKeyReferenceValue.
*/
    unblockingPINReference PUKKeyReferenceValue OPTIONAL,
    pinAttributes UInt8 DEFAULT 7,
    maxNumOfAttempts-retryNumLeft UInt8 DEFAULT 51
/* maxNumOfAttempts-retryNumLeft is encoded as follows: max Number of Attempts is
encoded in the high nibble of this value (Bits b8 to b5) and the Number of retry
left is encoded in the low nibble of this value (Bits b4 to b1)*/
}

PE-PINCodes ::= SEQUENCE {
    pin-Header PEHeader,
    pinCodes CHOICE {
        pinconfig SEQUENCE (SIZE (1..26)) OF PINConfiguration,
        filePath OCTET STRING (SIZE (0..8)) /* temporary File ID for ADF,
coding according to section 8.3.5 */
    }
/* PIN can be either defined in the current context or shared
with another DF/ADF
Up to 26 PIN could be defined according to TS 102 221 [102 221]
*/
}
-- ASN1STOP

```

If the "RetryNumLeft" is greater than "MaxNumOfAttempts" then the behaviour of the eUICC is undefined.

The coding of the "PINAttributes" is as follow:



Usage rules: For Full Profiles, this PE shall be used during the file system creation:

- right after the creation of the PUK codes (if any) or right after the creation of the MF (if no PUK code is defined) for global PINs, or
- after the creation of an ADF or a DF for local PINs.

This PE may be used for IoT Minimal Profiles:

- right after the creation of the PUK codes (if any) or right after the Profile header (if no PUK code is defined) for global PINs, or
- after the creation of an ADF or a DF for local PINs.

The ADF/DF where the PIN will be created shall be the first ADF or DF created by the previous PE-Template or the previous PE-Generic File Management that contains an ADF/DF. This ADF or DF defines the "PIN Context". The use of this PE shall be unique for one "PIN Context". Exceptionally, for IoT Minimal Profile, the "PIN Context" after the use of PE IoT shall be set to ADF USIM instead of the MF.

For IoT Minimal Profile, if PIN Code PEs containing pinAppl1(1) or secondPINAppl1(129) are not explicitly included in the Profile Package, default PINs shall be created automatically by the eUICC with the following details:

- For Global PIN: pinAppl1(1) – pinValue '31313131FFFFFFFF'H, pinAttributes 6, maxNumOfAttempts-retryNumLeft '33'H
- For the ADF USIM: secondPINAppl1(129) – pinValue '31313131FFFFFFFF'H, pinAttributes 7, maxNumOfAttempts-retryNumLeft '33'H

For IoT Minimal Profile, if ADM1 is not explicitly included in the Profile Package, it shall be created automatically by the eUICC using a random value and set in blocked state.

8.5.2 PUK Code PE

This PE is used to set the PUK codes at the MF level. This PE shall be used during the file system creation right after the creation of the MF in case of a Full Profile Package. In case of an IoT Minimal Profile Package, if used, it shall be placed right after the Profile header. The use of this PE shall be unique.

The eUICC shall be able to support all the PUK references listed in "PUKKeyReferenceValue".

```

-- ASN1START
PUKKeyReferenceValue ::= INTEGER {
pukApp11(1),           -- PUK Reference 1
pukApp12(2),           -- PUK Reference 2
pukApp13(3),           -- PUK Reference 3
pukApp14(4),           -- PUK Reference 4
pukApp15(5),           -- PUK Reference 5
pukApp16(6),           -- PUK Reference 6
pukApp17(7),           -- PUK Reference 7
pukApp18(8),           -- PUK Reference 8
secondPUKApp11(129),   -- PUK Reference 9
secondPUKApp12(130),   -- PUK Reference 10
secondPUKApp13(131),   -- PUK Reference 11
secondPUKApp14(132),   -- PUK Reference 12
secondPUKApp15(133),   -- PUK Reference 13
secondPUKApp16(134),   -- PUK Reference 14
secondPUKApp17(135),   -- PUK Reference 15
secondPUKApp18(136)    -- PUK Reference 16
}

PUKConfiguration ::= SEQUENCE {
/*
Any PUKKeyReferenceValue shall only be defined once within PE-PUKCodes.
*/
    keyReference PUKKeyReferenceValue,
    pukValue OCTET STRING (SIZE (8)),
    maxNumOfAttempts-retryNumLeft UInt8 DEFAULT 170
/* maxNumOfAttempts-retryNumLeft is encoded as follows: max Number of Attempts is
encoded in the high nibble of this value (Bits b8 to b5) and the Number of retry
left is encoded in the low nibble of this value (Bits b4 to b1)*/
}

PE-PUKCodes ::= SEQUENCE {
    puk-Header PEHeader,
    pukCodes SEQUENCE (SIZE (1..16)) OF PUKConfiguration
}
-- ASN1STOP

```

If the "RetryNumLeft" is greater than "MaxNumOfAttempts" then the behavior of the eUICC is undefined. Multiple PIN values may share the same PUK by referencing to the same "PUKKeyReferenceValue" (e.g., "pinApp11" and "secondPINApp11" may reference "pukApp11"). In this case the PUK status is shared for the related PIN values.

Usage rules: For Full Profiles, this PE shall be used only once in the Profile Package, right after the creation of the MF. For IoT Minimal Profiles, this PE may be used only once in the Profile Package, right after the Profile header.

8.6 Security domains

8.6.1 Security Domain PE

SDs are installed using the "ApplicationInstance" type (As defined in section 0) which is also used for application installation. The values standardised for Supplementary SDs shall be used.

For the installation of SDs the following PE is defined:

```
-- ASN1START
PE-SecurityDomain ::= SEQUENCE {
    sd-Header PEHeader,
    instance ApplicationInstance, -- see section 8.7.3
    keyList SEQUENCE (SIZE (1..MAX)) OF KeyObject OPTIONAL, -- see section 8.6.3
    sdPersoData SEQUENCE (SIZE (1..MAX)) OF OCTET STRING OPTIONAL, /* see
section 8.6.4 */
    openPersoData SEQUENCE {
        restrictParameter [PRIVATE 25] OCTET STRING (SIZE(1)) OPTIONAL,
        contactlessProtocolParameters OCTET STRING OPTIONAL
    } OPTIONAL, /* see section 8.6.6 */
    catTpParameters SEQUENCE
    {
        catTpMaxSduSize UInt16,
        catTpMaxPduSize UInt16
    } OPTIONAL -- see section 8.6.7
}
-- ASN1STOP
```

Usage rules: This PE shall be used for every SD creation, starting from MNO-SD.

8.6.2 SD and MNO SD Creation

The first SD to be created is the equivalent of the ISD (Issuer Security Domain) of a UICC and is the root of all the other SDs in the hierarchy under this SD, it is called the MNO-SD. It needs to be installed explicitly using "PE-SecurityDomain" within the Profile Package. The MNO-SD shall be installed before any other SD, before any RFM Parameters are set or before any applications are created. In addition, there may be SSDs which belong to independent SD hierarchies with a self-extradited SSD as root SD.

The first SD within the sequence of the Profile Package shall be categorized as the MNO-SD by definition and shall be installed with the special MNO-SD privileges defined by the GSMA [GS RPT]. Since no package AID nor classAID is standardised for the MNO-SD, the eUICC may use vendor specific values and shall not abort the Profile download because of the values for package AID and class AID provided in the Profile for the MNO-SD. The section 3.2 of [GP UC] (secure channel protocol supported by the ISD) shall apply to the MNO-SD for Profiles compliant to GlobalPlatform Card Specification UICC Configuration. Following instances of SDs shall be installed like regular supplementary SDs as known from GlobalPlatform Card Specification [GP CS].

The presence of Security Domains, in particular the MNO-SD, in the Profile shall be in line with the specifications referencing the present document.

8.6.3 Key Personalisation

After creation of an SD, the keys which shall be installed can be described with the respective SD PE. The parameters are based on the DGIs for personalisation of SDs as specified within the GlobalPlatform Card Specification [GP CS], section 11.11.4. The structure has been optimised to avoid redundancy within the data structure.

```
-- ASN1START
KeyObject ::= SEQUENCE {
    keyUsageQualifier [21] OCTET STRING (SIZE (1..2)), /* see [GPCS] section
11.1.9 */
    keyAccess [22] OCTET STRING (SIZE (1)) DEFAULT '00'H,
```

```

    keyIdentifier [2] OCTET STRING (SIZE (1)),
    keyVersionNumber [3] OCTET STRING (SIZE (1)),
    keyCounterValue [5] OCTET STRING OPTIONAL,
    keyComponents SEQUENCE (SIZE (1..MAX)) OF SEQUENCE {
        keyType [0] OCTET STRING,
        keyData [6] OCTET STRING,
        macLength[7] UInt8 DEFAULT 8
    }
}
-- ASN1STOP

```

For SCP80 and SCP81 the coding of the following parameters shall follow the GlobalPlatform Card Specification UICC Configuration [GP UC]. For other Secure Channel Protocols, the coding of the following parameters shall follow the GlobalPlatform Card Specification [GP CS]:

"keyUsageQualifier" see below.

"keyAccess" see below.

"keyIdentifier"

"keyVersionNumber"

The ETSI specifications do not define access or usage rules for SCP80 and SCP81 keys. Therefore, the "keyAccess" and "keyUsageQualifier" fields shall be ignored by the eUICC when the "KeyObject" transports such keys. For other GP keys "keyUsageQualifier" field may be ignored where the key usage is implicitly defined by key version and index.

Each key to be personalised must be listed only once. This means there shall be no keys with same "keyIdentifier" and "keyVersionNumber" listed twice.

If the "keyCounterValue" is present, it indicates the initial counter associated for that keyset. If it is absent, the initial counter value shall be set by the eUICC according to the default value of the related protocol (e.g. for SCP02 keyset the default value is '0000'h, for SCP03 it is '000000'h, for SCP80 it is '0000000000'h).

NOTE: This field may be ignored for the keys used by the protocols SCP02, SCP03 or SCP80 that mandate an initial counter to be set to the default value right after their initialization.

To simplify the installation of PKI keys, which consist of multiple key components of different types, the "keyComponents" structure has been defined. This is so that redundant information can be avoided.

Only "keyTypes" defined in GlobalPlatform Card Specification [GP CS], Table 11-16, may be part of the list. Any key or key component with one of these key types shall be defined using "KeyObject". Each "keyComponents" shall be specified only once per key (e.g., including two times the same "keyType" within one "KeyObject" will lead to an error).

For ECC keys, key components shall be defined using "KeyObject" as stated above. ECC Curve Parameters shall be defined using "sdPersoData". DGIs described in GlobalPlatform Card Specification [GP CS] section 11.11.4.2.2.1 shall be coded in immediately consecutive "sdPersoData" objects.

"macLength": For AES KID keys, indicates the length of the MAC in bytes as defined in TS 102 226 [102 226]. This value shall be ignored by the eUICC for other key types.

If "keyType" or any other "KeyObject" parameters are not supported by the eUICC, the error code "feature-not-supported" shall be returned and the installation of the Profile Package shall be aborted by the eUICC. If "keyType" or any other "KeyObject" parameters are not supported by the Security Domain (Example: "KeyObject" not related to Secure Channel Protocol listed in the "applicationSpecificParametersC9" or with the "applicationPrivileges" given in the

"ApplicationInstance" of the Security domain), the error code "feature-not-supported" may be returned and the installation of the Profile Package may be aborted by the eUICC.

An eUICC according to this specification shall support Access Domain DAP and the Toolkit Parameter DAP features, as defined in TS 102 226 [102 226].

To configure the Access Domain DAP and the Toolkit Parameter DAP as specified in TS 102 226 [102 226], the key with Key Identifier '02' and Key Version Number '11' shall be set in the MNO-SD; in case the key is set, Access Domain DAP and the Toolkit Parameter DAP presence is mandatory for all INSTALL [for INSTALL] commands. DAP verification shall not apply during the installation of the Profile Package on the eUICC.

8.6.4 SD Personalisation

Optionally a list of commands may be provided to personalise the SD (e.g., set IIN, change AID, ...). Any commands which can be sent via STORE DATA commands addressing the SD personalisation defined by GlobalPlatform Card Specification [GP CS] may be sent to an SD via this means. Only the content of the STORE DATA commands shall be provided (excluding CLA, INS, P1, P2, Lc).

The content shall not be encrypted and shall use DGI format. Parameters using TLV format may be included in DGI '0070' as defined by GlobalPlatform Card Specification [GP CS]. Since there is no limitation in terms of content length for within the "sdPersoData" parameter, the complete DGI structure for the SD personalisation shall be sent in one complete byte array. Each DGI shall be provided in its own "sdPersoData" record. Only standardised DGIs, according to GlobalPlatform Card Specification [GP CS], shall be sent when addressing a SD.

Installation of the CASD, if required inside a Profile, uses the same procedure.

8.6.5 RAM / OTA HTTPs and CoAP Configuration

Within each SD, the settings for RAM and OTA HTTPs and CoAP can be configured according to GlobalPlatform Card Specification [GP CS] and ETSI specifications. The TAR values for RAM can be configured as follows:

- Bytes 13-15 of the SD instance AID
- TAR List within SD install parameters

The eUICC shall support settings for OTA over HTTPs provided within the "sdPersoData" included in DGI '0070' using tag '85' according to GlobalPlatform Amd B [GP AB] (Section 3.8: Security Domain Administration Session Parameters) in the "PE-SecurityDomain" structure of the respective security domain.

The eUICC may support settings for OTA over CoAP as defined by GlobalPlatform Amd M [GP AM] (Section 3.8: Security Domain Administration Session Parameters).

If DNS Resolution mechanism is supported by eUICC, then DNS Resolution parameters shall be configured as described in GlobalPlatform Amd B [GP AB] (Section 3.11: Security Domain DNS Resolution Parameters).

The security level for RAM is defined by the MSL parameter of the SD installation parameters. It is highly recommended to assign TAR values to the Security Domains as specified in TS 101 220 [101 220].

The configuration of the PoR (Proof of Receipt) handling is not part of the Profile definition. The eUICC shall follow the latest ETSI and 3GPP release to provide the necessary level of security.

8.6.6 OPEN personalization

In GlobalPlatform Card Specification – Amendment C [GP AC], specific card parameters are configured by using the command INSTALL [for registry update] (see [GP AC] §11.2, table 11-2) and this configuration is obtained addressing the OPEN entity, (empty AID field in the command data of the INSTALL). The OPEN entity is defined in GlobalPlatform Card Specification [GP CS].

To allow configuration of such parameters in the interoperable Profile format, the "openPersoData" parameter is defined. Only the parameters dedicated to the OPEN may be present in the octet strings. The "Restrictparameter" octet string is encoded as the one-byte value defined in [GP CS] §11.5.2.3.7 Table 11-53. The "ContactlessProtocolParameters" octet string contains TLV encoded separate values as defined under the System Specific Parameters Tag in [GP AC] §11.2. Only the following parameters are supported:

- "Restrictparameter"
- "ContactlessProtocolParameters" which may contain:
 - 'Initial Contactless Activation State', (see [GP AC] §8.3).
 - 'Contactless protocol Type State', (see [GP AC] §11.2.4)
 - 'Protocol Data type A', (see [GP AC] §4.6)
 - 'Protocol Data type B', (see [GP AC] §4.7)
 - 'Protocol Data type F', (see [GP AC] §4.8)
 - 'Continuous Processing' (see [GP AC] §6.4)
 - 'Contactless Protocol Parameters Profile' (see [GP AC] §11.2.2)

Only the PE-SecurityDomain that instantiates the MNO-SD may include the "openPersoData" parameter, this parameter is forbidden for the other Security Domains. If no "openPersoData" parameters are present default values apply as defined in the [GP CS] and [GP AC] specification.

The Profile "openPersoData" parameters shall apply only when the Profile is enabled.

If the eUICC doesn't support the Restrict parameter and this parameter is present in the Profile Package, the error code "feature-not-supported" shall be returned and the installation of the Profile Package shall be aborted by the eUICC.

8.6.7 CAT_TP personalisation

For the personalisation of CAT_TP as defined in [CAT_TP], the Profile Package may specify a maximum SDU size and maximum PDU size:

- The "catTpMaxSduSize" parameter indicates the maximum SDU size for emission and reception of CAT-TP packets.
- The "catTpMaxPduSize" parameter indicates the maximum PDU size for emission and reception of CAT-TP packets.

Only the PE-SecurityDomain that instantiates the MNO-SD may include the "catTpParameters" parameter: these parameters are forbidden for the other Security Domains.

8.6.8 SCP11 personalization

Within each SD, the settings for one or more SCP11 options can be configured according to GlobalPlatform Card Specification Amendment F [GP AF] by means of "processData" parameter within "ApplicationInstance".

The eUICC shall support the following STORE DATA:

- STORE DATA (ECKA Certificate) Command
- STORE DATA (Whitelist) Command
- STORE DATA (CA-KLOC Identifier) Command

8.7 Application loading and installation

8.7.1 Application PE

For loading and installing applications, the following PE is defined.

```
-- ASN1START
PE-Application ::= SEQUENCE {
```

```

    app-Header PEHeader,
    loadBlock ApplicationLoadPackage OPTIONAL,
    instanceList SEQUENCE (SIZE (1..MAX)) OF ApplicationInstance OPTIONAL
}
-- ASN1STOP

```

Within the Application PE, application code can be loaded, and instances can be installed and personalised. An example of application is a Java Card™ Applet. The elements are described in more detail in the following. All parameters are optional to cover the following use cases:

- A library shall be loaded: In this case only the library can be provided by specifying the "ApplicationLoadPackage" structure only (no install, no perso)
- A preloaded application shall be installed which only requires an "ApplicationInstance": Multiple instances of the same ApplicationLoadPackage can be installed within one Application PE.
- An application shall be loaded providing an "ApplicationLoadPackage" object and installed via an "ApplicationInstance" (optionally multiple "ApplicationInstance" objects)

In case the mandatory parameter of the PEHeader object is set to mandatory, Profile installation shall fail if one of the subsequent elements cannot be executed (e.g., load fails because of API incompatibility, install fails because of duplicate TAR values ...). If mandatory is not set, Profile installation should continue with the next PE, except when defined differently in Section 8.11.

The loading procedure may fail for various reasons, including:

- The eUICC does not support the required runtime environment (e.g., Java Card™)
- The required version of the runtime environment is not available
- A library required by the application is not available
- An algorithm required by the application is not available

Within the subsequent sections, the elements for the PE are described in more detail.

Usage rules: This PE shall be used after the security domain to which the application instance is associated to is created by using PE-SecurityDomain.

8.7.2 ApplicationLoadPackage

The ApplicationLoadPackage parameter includes the application code. It is based on the LOAD command according to GlobalPlatform Card Specification [GP CS]. The only difference to the GP Load Command is that the complete load block is provided within the "loadBlockObject" parameter.

```

-- ASN1START
ApplicationLoadPackage ::= SEQUENCE {
    loadPackageAID [APPLICATION 15] ApplicationIdentifier,
    securityDomainAID [APPLICATION 15] ApplicationIdentifier OPTIONAL,
    nonVolatileCodeLimitC6 [PRIVATE 6] OCTET STRING OPTIONAL,
    volatileDataLimitC7 [PRIVATE 7] OCTET STRING OPTIONAL,
    nonVolatileDataLimitC8 [PRIVATE 8] OCTET STRING OPTIONAL,
    hashValue [PRIVATE 1] OCTET STRING OPTIONAL,
    loadBlockObject [PRIVATE 4] OCTET STRING
}
-- ASN1STOP

```

The following parameters based on the INSTALL command according to GlobalPlatform Card Specification [GP CS] may be ignored by the eUICC in case they are not supported.

```
"nonVolatileCodeLimitC6"
"volatileDataLimitC7"
"nonVolatileDataLimitC8"
"hashValue"
```

All the other parameters except "securityDomainAID" are mandatory and need to follow the same rules as defined for the LOAD command as defined in GlobalPlatform Card Specification [GP CS].

In case no value for the optional parameter "securityDomainAID" is provided, the package shall be associated to the MNO-SD by default.

8.7.3 ApplicationInstance

The ApplicationInstance is used to instantiate and personalise applications. It is based on the GlobalPlatform Card Specification [GP CS] INSTALL command. To simplify and optimise the process of personalisation, additional parameters have been added which will be described in this section.

```
-- ASN1START
ApplicationInstance ::= SEQUENCE {
    applicationLoadPackageAID [APPLICATION 15] ApplicationIdentifier,
    classAID [APPLICATION 15] ApplicationIdentifier,
    instanceAID [APPLICATION 15] ApplicationIdentifier,
    extraditeSecurityDomainAID [APPLICATION 15] ApplicationIdentifier OPTIONAL,
    applicationPrivileges [2] OCTET STRING,
    lifeCycleState [3] OCTET STRING (SIZE(1)) DEFAULT '07'H,
    /* Coding according to GP Life Cycle State. */

    applicationSpecificParametersC9 [PRIVATE 9] OCTET STRING,
    systemSpecificParameters [PRIVATE 15] ApplicationSystemParameters OPTIONAL,
    applicationParameters [PRIVATE 10] UICCApplicationParameters OPTIONAL,
    processData SEQUENCE (SIZE (1..MAX)) OF OCTET STRING OPTIONAL,
    controlReferenceTemplate [16] ControlReferenceTemplate OPTIONAL
}

ApplicationSystemParameters ::= SEQUENCE{
    volatileMemoryQuotaC7 [PRIVATE 7] OCTET STRING (SIZE (2..4)) OPTIONAL,
    nonVolatileMemoryQuotaC8 [PRIVATE 8] OCTET STRING (SIZE (2..4)) OPTIONAL,
    globalServiceParameters [PRIVATE 11] OCTET STRING OPTIONAL,
    implicitSelectionParameter [PRIVATE 15] OCTET STRING OPTIONAL,
    volatileReservedMemory [PRIVATE 23] OCTET STRING (SIZE (2..4)) OPTIONAL,
    nonVolatileReservedMemory [PRIVATE 24] OCTET STRING (SIZE (2..4))
OPTIONAL,
    ts102226SIMFileAccessToolkitParameter [PRIVATE 10] OCTET STRING OPTIONAL,
    ts102226AdditionalContactlessParameters [0]
TS102226AdditionalContactlessParameters OPTIONAL,
    contactlessProtocolParameters [PRIVATE 25] OCTET STRING OPTIONAL, /* Coded
according to Contactless Protocol Parameters Structure as defined in GP Amd. C
*/
    userInteractionContactlessParameters [PRIVATE 26] OCTET STRING OPTIONAL,
/* Coded according to User Interaction Parameters Structure as defined in GP
Amd. C */
```

```

        cumulativeGrantedVolatileMemory [2] OCTET STRING (SIZE (2..4)) OPTIONAL,
/*
Coded according to Contactless Specific Parameters as defined in GP Amd. C */

        cumulativeGrantedNonVolatileMemory [3] OCTET STRING (SIZE (2..4)) OPTIONAL
/*
Coded according to Contactless Specific Parameters as defined in GP Amd. C */
}

UICCApplicationParameters ::= SEQUENCE {
    uiccToolkitApplicationSpecificParametersField [0] OCTET STRING OPTIONAL,
    uiccAccessApplicationSpecificParametersField [1] OCTET STRING OPTIONAL,
    uiccAdministrativeAccessApplicationSpecificParametersField [2] OCTET STRING
OPTIONAL
}

TS102226AdditionalContactlessParameters ::= SEQUENCE{
    protocolParameterData OCTET STRING /* Parameters for contactless
applications encoded according to TS 102 226 */
}

ControlReferenceTemplate ::= SEQUENCE{
    applicationProviderIdentifier [APPLICATION 32] OCTET STRING
}

-- ASN1STOP

```

The coding of the following parameters for the "ApplicationInstance" shall follow the coding defined for Install for Install defined by GlobalPlatform Card Specification [GP CS]:

```

"applicationLoadPackageAID"
"classAID"
"instanceAID"
"applicationPrivileges"
"applicationSpecificParametersC9"
"systemSpecificParameters"
"controlReferenceTemplate"

```

Providing a SD AID within "extraditeSecurityDomainAID" has the same effect as the Install for Extradition command (GlobalPlatform Card Specification [GP CS]). In case no value for the optional parameter "extraditeSecurityDomainAID" is provided, the instance shall be associated to the MNO-SD by default. An application (or SD) shall only be associated to an SD in Life Cycle State PERSONALIZED. In case of an association to an SD in a Life Cycle State different from PERSONALIZED, the error code "invalid-parameter" shall be returned and the installation of the Profile Package shall be aborted by the eUICC. For the MNO-SD instance, no value shall be provided for the "extraditeSecurityDomainAID" parameter: the MNO-SD shall be associated with itself and shall not be subject to extradition, as indicated in the GlobalPlatform Card Specification [GP CS].

The "lifeCycleState" parameter has the same encoding as the Life Cycle State defined within GlobalPlatform Card Specification [GP CS] (section 11.1.1 Life Cycle Coding). For application instances, coding is according to "Table 11-4 Application Life Cycle Coding"; for SDs according to "Table 11-5 Security Domain Life Cycle Coding". If no value is provided the default is SELECTABLE. It's the responsibility of the

Profile Package maker to ensure the "lifeCycleState" parameter value is set according to use case. When an application is expected to be LOCKED, the Profile Package maker shall ensure that the bits b1-b7 of the "lifeCycleState" parameter value represent a valid bit coding as per Section "11.1.1 Life Cycle Coding" of GlobalPlatform Card Specification [GP CS], which shall be treated as the application's Life Cycle State when it is unlocked.

For an SD:

- The Profile Package maker should set the "lifeCycleState" parameter to PERSONALIZED, when the conditions defined in GlobalPlatform Card Implementation Configuration [GP CIC] (section 3.3.2 Security Domain Personalization) are met.
- The Profile Package maker may set the "lifeCycleState" parameter to PERSONALIZED, when at least one Secure Channel Key Set for one of the supported Secure Channel Protocols and all the keys required by its privileges are provided.

When none of these conditions is fulfilled, the Profile Package maker should use the "lifeCycleState" default value (SELECTABLE). The behaviour of the eUICC is undefined in case the Life Cycle State contradicts these recommendations.

For an SD, none of GlobalPlatform's "Automatic Transition" mechanisms apply during Profile Package installation, the SDs lifecycle state is always the value of the "lifeCycleState" parameter. As a consequence, the eUICC shall ignore tag '84' as defined in GlobalPlatform Card Specification UICC Configuration [GP UC] during Profile Package installation.

Initial Contactless Activation State, if any, is provided inside the "contactlessProtocolParameters".

With "applicationParameters" the ETSI TS 102 226 [102 226] install parameters can be provided to define the access domain for an application. Coding follows the same rules as specified within the referenced documents.

Interpretation of MSL (Minimum Security Level) shall follow the rules defined within ETSI TS 102 226 [102 226] for all applications.

Each Applet Instance can be personalised separately. The same means as for STORE DATA shall be used to personalise an application instance. It may be used to personalize Security Domains. All byte strings provided within "processData" shall be directly sent to the respective application instance for processing through the "processData" method of the "Application" or "Personalization" interface of the application. The content of the "processData" is specific to the implementation of the application. It should contain all the bytes contained in a STORE DATA command (Including CLA, INS, P1, P2, L) if required by the application but encryption shall not be used. Any data may be sent. Processing is solely up to the application itself. Data shall be sent as is to the application for processing. No decryption will be performed by the respective SD. If the application does not implement the "processData" method, the whole PE should be discarded.

8.8 RFM Parameters

This PE is used to set the parameters related to RFM.

```
-- ASN1START
PE-RFM ::= SEQUENCE {
    rfm-header [0] PEHeader,

    /* instanceAID
    AID of the RFM instance
    */
    instanceAID [APPLICATION 15] ApplicationIdentifier,
```

```

/* securityDomainAID to which the RFM instance is associated
*/
securityDomainAID [APPLICATION 15] ApplicationIdentifier OPTIONAL,

tarList [0] SEQUENCE (SIZE (1..MAX)) OF OCTET STRING (SIZE(3)) OPTIONAL,

minimumSecurityLevel [1] OCTET STRING (SIZE (1)),

uiccAccessDomain OCTET STRING,
uiccAdminAccessDomain OCTET STRING,

/*
    If the following parameter is available the respective ADF shall be the
    directory selected by default within an RFM script. In case it is not available
    the MF shall be the default selection.
*/
adfRFMAccess ADFRFMAccess OPTIONAL
}

ADFRFMAccess ::= SEQUENCE {
    adfAID ApplicationIdentifier,
    adfAccessDomain OCTET STRING,
    adfAdminAccessDomain OCTET STRING
}
-- ASN1STOP

```

Usage rules: This PE can be used several times in the Profile Package after the PE containing the SD and the PE containing the ADF.

The following parameters for RFM can be configured:

"instanceAID"

Indicates the AID of the RFM instance

"securityDomainAID"

References the SD to which the RFM application shall be associated. If not provided, it shall automatically be associated to the MNO-SD.

"tarList"

Definition of TAR values for RFM instance

In case one or multiple TAR values for use with SCP80 shall be assigned to the RFM instance, it is possible to define TAR addresses for each RFM instance in the following way:

In case "tarList" is provided the TAR values shall be taken from this list. "tarList" shall include at least one TAR if available. In case "tarList" is not available the TAR value defined within bytes 13-15 of the "instanceAID" shall be used.

The specification of a TAR value is optional and, if absent (i.e., no "tarList" is provided and the TAR value is not defined within the "instanceAID"), the RFM instance cannot be addressed via protocols that require TAR address (e.g., SCP80).

"minimumSecurityLevel"

Define the Minimum Security Level (MSL) for the RFM instance. Interpretation of MSL shall follow the rules defined within ETSI TS 102 226 [102 226].

"uiccAccessDomain"

Access domain of the RFM instance within the MF. It shall be coded according to ETSI TS 102 226 [102 226]. It allows the definition of access rights granted to the RFM application allowing it to perform non administrative operations on MF file system.

"uiccAdminAccessDomain"

Administrative access domain of the RFM instance within the MF. It shall be coded according to ETSI TS 102 226 [102 226]. It allows the definition of access rights granted to the RFM application allowing it to perform administrative operations on MF file system.

"adfRFMAccess"

To address ADFs via RFM, each RFM instance can be associated with one ADF. This optional parameter links the RFM instance to the given ADF. When processing an RFM script, the defined ADF shall be selected by default and can be addressed by the file path '7FFF' as it is defined within ETSI standards.

In case this optional parameter is not provided, the RFM instance shall be linked only to the MF which shall be the default selection in the context of an RFM script.

"adfAID"

AID of the ADF to link to the RFM instance.

"adfAccessDomain"

Access domain of the RFM instance within the referenced ADF. It shall be coded according to ETSI TS 102 226 [102 226]. It allows the definition of access rights granted to the RFM application allowing it to perform non administrative operations on ADF files.

"adfAdminAccessDomain"

Administrative access domain of the RFM instance within the referenced ADF. It shall be coded according to ETSI TS 102 226 [102 226]. It allows the definition of access rights granted to the RFM application allowing it to perform administrative operations on ADF files.

For IoT Minimal Profiles where no value is provided for ADMs (i.e. ADM1 will be blocked and set with a random value), the Profile Package maker should set the Access Domain parameters accordingly in order to allow RFM access.

8.9 Non standardised content

This PE is used to send content that can only be processed by specific eUICCs. This content can be either a proprietary element or content standardised in a specification after eUICC creation. The Profile Package can use as many PEs of this type as required.

```
-- ASN1START
PE-NonStandard ::= SEQUENCE {
    nonStandard-header PEHeader,
    issuerID OBJECT IDENTIFIER,
    content OCTET STRING
}
-- ASN1STOP
```

Usage rules: This PE may be provided after the Profile header at any place in the Profile Package.

8.10 Profile Package end

This PE is used to indicate the end of the Profile Package to the eUICC.

```
-- ASN1START
PE-End ::= SEQUENCE {
    end-header PEHeader
}
-- ASN1STOP
```

Usage rules: This PE shall be used as the last element of the Profile Package.

8.11 eUICC Response type

The eUICC response type is defined in the following ASN.1 type definition:

```
-- ASN1START
PEStatus ::= SEQUENCE {
    status INTEGER {
        ok(0), pe-not-supported(1), memory-failure(2), bad-values(3),
        not-enough-memory(4), invalid-request-format(5), invalid-parameter(6),
        runtime-not-supported(7), lib-not-supported(8),
        template-not-supported(9), feature-not-supported(10),
        pin-code-missing(11),
        unsupported-profile-version(31)
        /* ISO 7816 standard status values apply in the range of [24576...28671]
        and [36864...40959] for reporting status values '6xxx'H and '9xxx'H
        proprietary values apply in the range [40960...65535]
        */
    },
    identification UInt15 OPTIONAL,
    -- Identification number of the PE triggering the error
    additional-information UInt8 OPTIONAL,
    -- Additional information related to the status code
    offset UInt31 OPTIONAL,
    -- Position of the part of the PE generating this status code
}

EUICCResponse ::= SEQUENCE {
    peStatus SEQUENCE OF PESTatus,
    profileInstallationAborted NULL OPTIONAL,
    statusMessage UTF8String (SIZE (2..64)) OPTIONAL
}

END
-- ASN1STOP
```

The eUICC response may contain several "PEStatus" data objects corresponding to PEs generating different status messages except when all data objects in the PE have been processed successfully. The eUICC may group the status messages into one "EUICCResponse" sent after receiving the "PE-End", or right after the processing of a PE leading to the abortion of the Profile Package installation. The eUICC may also send several "EUICCResponse" when there is something to report on a specific PE even if the installation process is not aborted.

In case the eUICC has not aborted the installation of the Profile Package after processing the "PE-End", a "EUICCResponse" ending with a "PEStatus" containing the "ok" status code shall be sent.

Unless otherwise specified in the table below, the "status" can take the following values:

- "ok": used at the end of the Profile download and installation in order to indicate that the Profile has been successfully processed by the eUICC. This status shall not be sent for all the PEs but only at the end of the Profile installation. When using this status code, the eUICC shall not indicate any identification of a PE.
- "PE-not-supported": indicates that a specific PE identified by its identification number is not supported by the eUICC. If this PE is indicated as "mandated" in the PE header, this status is an error status, and the processing of the Profile shall be aborted. Otherwise, this is just a warning, and the installation of the Profile shall continue.
- "memory-failure": indicates a failure during the installation of the Profile due to internal memory issue. This status is an error status, and the processing of the Profile shall be aborted.
- "bad-values": indicates that a least one value in the PE identified by its identification number is out of acceptable value range. If the PE generating this status indicates "mandated" in the PE header, this status is an error status, and the processing of the Profile shall be aborted. Otherwise, the installation of the Profile should be aborted.
- "not-enough-memory": indicates that the eUICC does not have enough free memory to install the Profile. This status is an error status, and the processing of the Profile shall be aborted.
- "invalid-request-format": indicates that the order of the PEs is invalid or a structure in a PE is unknown or badly formatted. It is not required that the eUICC is able to detect and reject all the incorrect order of the PEs or all invalid formats. If the eUICC cannot recover the error by ignoring some non-mandatory parts of the Profile or for any other reason, the installation of the Profile should be aborted.
- "invalid-parameter": indicates that a parameter in a PE description is not supported. This status code shall be used when the eUICC encounters an unknown tag inside a PE. If the PE generating this status indicates "mandated" in the PE header, this status is an error status, and the processing of the Profile shall be aborted. Otherwise, the installation of the Profile should be aborted, and the parameter shall be ignored by the eUICC.
- "runtime-not-supported": indicates that the runtime environment required by the "eUICC-Mandatory-services" in the Profile Header or by the application present in a "PE-Application" is not supported by the eUICC. If the PE generating this status is the Profile Header, this status is an error status, and the processing of the Profile shall be aborted. If the PE generating this status is a PE Application which indicates "mandated" in the PE header, this status is an error status, and the processing of the Profile shall be aborted. Otherwise, the installation of the Profile should be aborted, and the application shall be ignored by the eUICC.
- "lib-not-supported": indicates that a library indicated in the "eUICC-Mandatory-AIDs" list or required by the application present in a "PE-Application" is not available in the eUICC. If the PE generating this status is the Profile Header, this status is an error status, and the processing of the Profile shall be aborted. If the PE generating this status is a PE Application which indicates "mandated" in the PE header, this status is an error status, and the processing of the Profile shall be aborted. Otherwise, the installation of the Profile should be aborted, and the application shall be ignored by the eUICC.
- "template-not-supported": indicates that the template indicated by the OBJECT IDENTIFIER in the "templateID" or in the "eUICC-Mandatory-GFSTEList" is not available in the eUICC (i.e., non-standard template or template version not supported). If the templateID is inside a PE indicated as "mandated" or if the OID is in the "eUICC-Mandatory-GFSTEList" of the Profile Header, this status is an error status, and the processing of the Profile shall be aborted. Otherwise, this is just a warning, the installation of the Profile shall continue, and the file system described by this PE shall not be created by the eUICC.

- "feature-not-supported": indicates that a feature included in the PE or in the `ServicesList` of the Profile Header is not supported by the eUICC. If the PE generating this status indicates "mandated" in the PE header or if this feature is included into the `ServiceList` of the Profile Header, this status is an error status, and the processing of the Profile shall be aborted. Otherwise, this is just a warning, the installation of the Profile shall continue, and the feature shall be ignored by the eUICC.
- "pin-code-missing": indicates that at least one rule of "PE-PINCodes and "pinStatusTemplateDO" usage rules" is not satisfied. This error may be returned:
 - In the response of a PE containing the creation of an ADF/DF for which the "pinStatusTemplateDO" refers to a Global Key reference that has not been created, except for the PE that creates the MF.
 - In the response of a PE-PINCodes that should create all local Pins that could not be inherited and that are referred by the "pinStatusTemplateDO" of ADF/DF, included in the "PIN Context" of the previous PE Template or PE Generic File Management that contains an ADF/DF.
 - In response of the PE-End if PE-PINCodes that should create all local Pins has not been received. In this case the field identification of the PE Status is set to the one of the PE in which the ADF/DF refers to a Local Pin that has not been created.

When this error is returned, the installation of the Profile shall be aborted by the eUICC.

- "unsupported-profile-version": indicates that the major version indicated in the Profile header is not supported by this eUICC. This status is an error status, and the processing of the Profile shall be aborted.

In case the eUICC aborts the Profile installation, it shall return at least one status code which is defined by Trusted Connectivity Alliance, or defined in a public standard (e.g., ISO/IEC, ETSI, 3GPP, GlobalPlatform) in the range of [24576...28671] and [36864...40959].

The optional tag "profileInstallationAborted" indicates that the installation of the Profile is aborted due to an error specified in the "status" field. When this tag is used, it shall be present in the last EUICCResponse sent by the eUICC.

The optional "statusMessage" can be used in order to give additional information.

The optional "offset" can be used by the eUICC in order to indicate the part of the PE generating a specific "status". This value gives the approximate number of bytes from the beginning of the PE to the element generating the "status".

In case the eUICC aborts the Profile installation, it shall return an "offset".

9. ANNEX A (Normative): File Structure Templates Definition

9.1 Templates rules and usage

The goal of the templates defined below is to reduce the size of the Profile Package by providing a data compression mechanism. Only the differences between the content and parameters of the files required for a specific Profile, and the content and parameters provided by these templates, need to be included in the Profile Package. Additional templates, along with their management instructions, may be defined later.

Table column information:

- FID: File Identifier. Defines the File ID applied by default provided it is not changed in the fcp. For multiple instances of the same file (by sending multiple fcps for the same file) the processing defined in Figure 2 shall be followed. In case of File ID ranges the File ID of the first instance is set to the start value of the range. All subsequent file instances shall be created according to the processing defined in Figure 2. The Profile Package may create the file with a different File ID if provided in the fcp without limitations on the value. The upper range value given in the templates is for information. There is no limit to the number of instances of the same files that can be created.
- File Type: TR= Transparent, LF= Linear Fixed, CY= Cyclic, BER-TLV= BER-TLV coded files, MF= Master File, DF= Dedicated File.
- NB Rec: Number of records in the files for LF or CY files.
- File/Rec Size: File size for TR and BER-TLV files, Record size for LF and CY files.
- Access Rules: reference to the access rules combination defined in the corresponding EF-ARR.
- SFI: The Short File Identifier value. If no value is listed in the template, the SFI shall be set as not supported by the eUICC.
- Default Value: Fill pattern describing the default file or record content unless it is specified as repeat pattern or non-pattern content.
 - For record-based files:
 - If the number of record or record size is changed, the pattern shall be applied for the complete file according to ETSI TS 102 222 [102 222].
 - For transparent files the pattern shall be applied according to ETSI TS 102 222 [102 222], if the file size is changed.
 - For non-pattern content:
 - For record-based files, if the number of records or record size is changed, the non-pattern content shall be truncated or padded with "FF...FF" per record. For transparent files, if the file size is changed, the non-pattern content shall be truncated or padded with "FF...FF".
- Rules to modify the default content are described in section 8.3.3.
- Content Required: If "Yes", indicates that there is no default content defined by ETSI and 3GPP standards. These values are expected to be Profile specific so that no default content can be defined. The default content of these files is set to "FF...FF" according to ETSI TS 102 222 [102 222] create command since no default content is explicitly defined. Any content not explicitly set within the Profile Package shall be personalised with the default content. The Profile Package may include no content or only a partial content for such files. Any content not set within the Profile Package shall be set to the default content.
- Parameters: Indicates the parameters that shall be provided by the Profile Creator when referencing the template in the Profile Package in addition to those listed in section 8.3.3.

- Version: Indicates the version of the template for which a parameter has been modified or added compared to the original version defined in V2.3.1 of this specification.

Some additional parameters not listed in the tables shall also be included in the templates:

- Except for the files listed below the tables, by default, all the files defined in the templates shall have the Update Activity attribute in the Special File Information set to low.
- All the files defined in the templates shall have, by default, shareable/not-shareable bit in the file descriptor set to "shareable".
- All the files defined in the templates shall set, by default, the attribute "Not readable or updatable when deactivated" in the Special File Information.

NOTE: In order to fully benefit from the definition of the templates, only the field listed in the column "parameters" should be provided by the Profile Creator in the FILE type, nevertheless section 8.3.3 details the template modification rules when the default value does not fit with the Profile needed by the MNO.

9.2 Files at MF level

This Template is a "Created by default" type template. This template shall be supported by the eUICCs.

Template OID: {joint-iso-itu-t(2) international-organizations(23) tca(143) euicc-profile(1) template(2) mf(1)}

FID	EF Name	File Type	NB Rec.	File / Rec Size	Access Rules	SFI	Default Value	Content Required	Parameters
3F00	MF	MF			14				pinStatusTemplateDO
2F05	EF PL	TR	NA	2	1	05	FF...FF	N	
2FE2	EF ICCID	TR	NA	10	11			Y	
2F00	EF DIR	LF	X	X	10	1E		Y	Record size, File size
2F06	EF ARR	LF	X	X	10			Y	Record size, File size
2F08	EF UMPC See Note	TR	NA	5	10	08	eUICC Platform dependant	N	

NOTE: During the creation of EF UMPC, the eUICC may ignore any modification provided by the Profile or by the MF template, including attributes (e.g. Access rules, size), except for the content of the second byte.

9.3 DF CD

This Template is a "Not created by default" type template. This template shall be supported by the eUICCs.

Template OID: {joint-iso-itu-t(2) international-organizations(23) tca(143) euicc-profile(1) template(2) cd(2)}

FID	EF Name	File Type	NB Rec.	File / Rec Size	Access Rules	SFI	Default Value	Content Required	Parameters
7F11	DF CD	DF			14				pinStatusTemplateDO
6F01	EF LAUNCHPAD	TR	NA	X	2			Y	File size
6F40 to 6F7F	EF ICON	TR	NA	X	2			Y	File size

9.4 DF TELECOM

9.4.1 Template version support

An eUICC compliant with this specification shall support version 2 and higher of the DF TELECOM templates as defined below.

9.4.2 Version 2

This Template is a "Not created by default" type template. This template shall be supported by the eUICCs.

Template OID: {joint-iso-itu-t(2) international-organizations(23) tca(143) euicc-profile(1) template(2) telecom(3) version2(2)}

Ass. Serv.	FID	EF Name	File Type	NB Rec.	File / Rec Size	Access Rules	SFI	Default Value	Content Required	Parameters	Version
	7F10	DF TELECOM	DF			14				pinStatusTemplateDO	
	6F06	EF ARR	LF	X	X	10			Y	Record size, File size	
	6F53	EF RMA	LF	X	X	3			Y	Record size, File size	
	6F54	EF SUME	TR	NA	22	3			Y		
	6FE0	EF ICE DN	LF	50	24	9		FF...FF	N		
	6FE1	EF ICE FF	LF	X	X	9		FF...FF	N	Record size, File size	
12 and 91	6FE5	EF PSISMSC	LF	X	X	5		-	Y	Record size, File size	
	5F50	DF GRAPHICS	DF			14				pinStatusTemplateDO	
	4F20	EF IMG	LF	X	X	2		00 FF...FF	N	Record size, File size	
	4F40 to 4F7F	EF IIDF	TR	NA	X	2		FF...FF	N	File size	
	4F21	EF ICE GRAPHICS	BER -TLV	NA	X	9		No TLV	N	File size	
	4F01	EF LAUNCH SCWS	TR	NA	X	10			Y	File size	
	4F80 to 4FBF	EF ICON	TR	NA	X	10			Y	File size	
	5F3A	DF PHONEBOOK	DF			14				pinStatusTemplateDO	
	4F30	EF PBR	LF	X	X	2			Y	Record size, File size	
	4F38 to 4F3F	EF EXT1	LF	X	13	5		00 FF ... FF	N	File size, SFI	
	4F40 to 4F47	EF AAS	LF	X	X	5		FF...FF	N	Record size, File size	
	4F48 to 4F4F	EF GAS	LF	X	X	5		FF...FF	N	Record size, File size	
	4F22	EF PSC	TR	NA	4	5		00 00 00 00	N	SFI	
	4F23	EF CC	TR	NA	2	5		00 00	N	SFI	

	4F24	EF PUID	TR	NA	2	5		00 00	N	SFI	
	4F50 to 4F57	EF IAP	LF	X	X	5		FF...FF	N	Record size, File size, SFI	
	4F58 to 4F5F	EF ADN	LF	X	X	5		FF...FF	N	Record size, File size, SFI	
	4F60 to 4F67	EF PBC	LF	X	2	5		00...00	N	File size, SFI	
	4F68 to 4F6F	EF ANR	LF	X	X	5		FF...FF	N	Record size, File size, SFI	
	4F70 to 4F77	EF PURI	LF	X	X	5			Y	Record size, File size, SFI	
	4F78 to 4F7F	EF EMAIL	LF	X	X	5		FF...FF	N	Record size, File size, SFI	
	4F80 to 4F87	EF SNE	LF	X	X	5		FF...FF	N	Record size, File size, SFI	
	4F88 to 4F8F	EF UID	LF	X	2	5		00 00	N	File size, SFI	
	4F90 to 4F97	EF GRP	LF	X	X	5		00...00	N	Record size, File size, SFI	
	4F98 to 4F9F	EF CCP1	LF	X	X	5		FF...FF	N	Record size, File size, SFI	
	5F3B	DF MULTIMEDIA	DF			14				pinStatusTemplateDO	
67	4F47	EF MML	BER -TLV	NA	X	5		No TLV	N	File size	
67	4F48	EF MMDF	BER -TLV	NA	X	5		No TLV	N	File size	
	5F3C	DF MMSS	DF			14				pinStatusTemplateDO	
	4F20	EF MLPL	TR	NA	X	2	01		Y	File size	
	4F21	EF MSPL	TR	NA	X	2	02		Y	File size	
	4F22	EF MMSSMODE	TR	NA	1	2	03		Y		
	5F3D	DF MCS	DF			14				pinStatusTemplateDO	2
109 for USIM and 15 for ISIM	4F01	EF MST	TR	NA	X	2	01		Y	File size	2
109 for USIM and 15 for ISIM	4F02	EF MCSCONFIG	BER -TLV	NA	X	2	02		Y	File size	2
	5F3E	DF V2X	DF			14				pinStatusTemplateDO	2
119	4F01	EF VST	TR	NA	X	2	01		Y	File size	2
119	4F02	EF V2X CONFIG	BER -TLV	NA	X	2	02		Y	File size	2
119 for UST and 2 for VST	4F03	EF V2XP_PC5	TR	NA	X	2			Y	File size	2
119 for UST and 3 for VST	4F04	EF V2XP_Uu	TR	NA	X	2			Y	File size	2

Files with high update activity in this template are: EF CC and EF PUID.

9.4.2 Version 3

This Template is a "Not created by default" type template. This template shall be supported by the eUICCs.

Template OID: {joint-iso-itu-t(2) international-organizations(23) tca(143) euicc-profile(1) template(2) telecom(3) version3(3)}

Ass. Serv.	FID	EF Name	File Type	NB Rec.	File / Rec Size	Access Rules	SFI	Default Value	Content Required	Parameters	Version
	7F10	DF TELECOM	DF			14				pinStatusTemplateDO	
	6F06	EF ARR	LF	X	X	10			Y	Record size, File size	
	6F53	EF RMA	LF	X	X	3			Y	Record size, File size	
	6F54	EF SUME	TR	NA	22	3			Y		
	6FE0	EF ICE DN	LF	50	24	9		FF...FF	N		
	6FE1	EF ICE FF	LF	X	X	9		FF...FF	N	Record size, File size	
12 and 91	6FE5	EF PSISMSC	LF	X	X	5		-	Y	Record size, File size	
	5F50	DF GRAPHICS	DF			14				pinStatusTemplateDO	
	4F20	EF IMG	LF	X	X	2		00 FF...FF	N	Record size, File size	
	4F40 to 4F7F	EF IIDF	TR	NA	X	2		FF...FF	N	File size	
	4F21	EF ICE GRAPHICS	BER-TLV	NA	X	9		No TLV	N	File size	
	4F01	EF LAUNCH SCWS	TR	NA	X	10			Y	File size	
	4F80 to 4FBF	EF ICON	TR	NA	X	10			Y	File size	
	5F3A	DF PHONEBOOK	DF			14				pinStatusTemplateDO	
	4F30	EF PBR	LF	X	X	2			Y	Record size, File size	
	4F38 to 4F3F	EF EXT1	LF	X	13	5		00 FF ... FF	N	File size, SFI	
	4F40 to 4F47	EF AAS	LF	X	X	5		FF...FF	N	Record size, File size	
	4F48 to 4F4F	EF GAS	LF	X	X	5		FF...FF	N	Record size, File size	
	4F22	EF PSC	TR	NA	4	5		00 00 00 00	N	SFI	
	4F23	EF CC	TR	NA	2	5		00 00	N	SFI	
	4F24	EF PUID	TR	NA	2	5		00 00	N	SFI	
	4F50 to 4F57	EF IAP	LF	X	X	5		FF...FF	N	Record size, File size, SFI	
	4F58 to 4F5F	EF ADN	LF	X	X	5		FF...FF	N	Record size, File size, SFI	
	4F60 to 4F67	EF PBC	LF	X	2	5		00...00	N	File size, SFI	

	4F68 to 4F6F	EF ANR	LF	X	X	5		FF...FF	N	Record size, File size, SFI	
	4F70 to 4F77	EF PURI	LF	X	X	5			Y	Record size, File size, SFI	
	4F78 to 4F7F	EF EMAIL	LF	X	X	5		FF...FF	N	Record size, File size, SFI	
	4F80 to 4F87	EF SNE	LF	X	X	5		FF...FF	N	Record size, File size, SFI	
	4F88 to 4F8F	EF UID	LF	X	2	5		00 00	N	File size, SFI	
	4F90 to 4F97	EF GRP	LF	X	X	5		00...00	N	Record size, File size, SFI	
	4F98 to 4F9F	EF CCP1	LF	X	X	5		FF...FF	N	Record size, File size, SFI	
	5F3B	DF MULTIMEDIA	DF			14				pinStatusTemplateDO	
67	4F47	EF MML	BER-TLV	NA	X	5		No TLV	N	File size	
67	4F48	EF MMDF	BER-TLV	NA	X	5		No TLV	N	File size	
	5F3C	DF MMSS	DF			14				pinStatusTemplateDO	
	4F20	EF MLPL	TR	NA	X	2	01		Y	File size	
	4F21	EF MSPL	TR	NA	X	2	02		Y	File size	
	4F22	EF MMSSMODE	TR	NA	1	2	03		Y		
	5F3D	DF MCS	DF			14				pinStatusTemplateDO	2
109 for USIM and 15 for ISIM	4F01	EF MST	TR	NA	X	2	01		Y	File size	2
109 for USIM and 15 for ISIM	4F02	EF MCSCONFIG	BER-TLV	NA	X	2	02		Y	File size	2
	5F3E	DF V2X	DF			14				pinStatusTemplateDO	2
119	4F01	EF VST	TR	NA	X	2	01		Y	File size	2
119	4F02	EF V2X CONFIG	BER-TLV	NA	X	2	02		Y	File size	2
119 for UST and 2 for VST	4F03	EF V2XP_PC5	TR	NA	X	2			Y	File size	2
119 for UST and 3 for VST	4F04	EF V2XP_Uu	TR	NA	X	2			Y	File size	2
	5F3F	DF A2X	DF			14				pinStatusTemplateDO	3
149	4F01	EF AST	TR	NA	X	2	01		Y	File size	3
149 for UST and 1 for AST	4F02	EF A2X CONFIG	TR	NA	X	2	02		Y	File size	3
149 for UST and 2 for AST	4F03	EF A2XP_PC5	TR	NA	X	2	03		Y	File size	3

149 for UST and 3 for AST	4F04	EF A2X_DD AAP_PC5	TR	NA	X	2	04		Y	File size	3
149 for UST and 4 for AST	4F05	EF A2X_DC2P_PC5	TR	NA	X	2	05		y	File size	3
149 for UST and 5 for AST	4F06	EF A2XP_Uu	TR	NA	X	2	06		Y	File size	3

Files with high update activity in this template are: EF CC and EF PUID.

9.5 USIM

9.5.1 Mandatory USIM EFs

This Template is a "Created by default" type template. This template shall be supported by the eUICCs supporting the USIM application.

Template OID: {joint-iso-itu-t(2) international-organizations(23) tca(143) euicc-profile(1) template(2) usim(4) version2(2)}

Ass. Serv.	FID	EF Name	File Type	NB Rec.	File / Rec Size	Access Rules	SFI	Default Value	Content Required	Parameters	Version
	XXXX	ADF USIM	ADF			14				AID, Temporary FID, pinStatusTemplateDO	
	6F07	EF IMSI	TR	NA	9	2	07		Y		
	6F06	EF ARR	LF	X	X	10	17		Y	Record size, File size	
	6F08	EF Keys	TR	NA	33	5	08	07FF...FF	N		
	6F09	EF KeysPS	TR	NA	33	5	09	07FF...FF	N		
	6F31	EF HPPLMN	TR	NA	1	2	12	0A	N		
	6F38	EF UST	TR	NA	17 See NOTE	2	04		Y		2
2 or 89	6F3B	EF FDN	LF	20	26	8		FF...FF	N		
10	6F3C	EF SMS	LF	10	176	5		00 FF...FF	N		
12	6F42	EF SMSP	LF	1	38	5		FF...FF	N		
10	6F43	EF SMSS	TR	NA	2	5		FF FF	N		
19	6F46	EF SPN	TR	NA	17	10			Y		
2,6,34 or 35	6F56	EF EST	TR	NA	1	8	05		Y		
	6F5B	EF START-HFN	TR	NA	6	5	0F	F00000 F00000	N		
	6F5C	EF THRESHOLD	TR	NA	3	2	10	FF FF FF	N		
	6F73	EF PSLOCi	TR	NA	14	5	0C	FF FF FF FF FF FF FF FF FF FF 00 00 FF 01	N		
	6F78	EF ACC	TR	NA	2	2	06		Y		
	6F7B	EF FPLMN	TR	NA	12	5	0D	FF...FF	N		
	6F7E	EF LOCi	TR	NA	11	5	0B	FFFFFFFFFFFFFFFF0000 FF 01	N		
	6FAD	EF AD	TR	NA	4	10	03	00 00 00 02	N		
	6FB7	EF ECC	LF	1	4	10	01		Y		

	6FC4	EF NETPAR	TR	NA	128	5		FF...FF	N		
85	6FE3	EF EPSLOCI	TR	NA	18	5	1E	FFFFFFFFFFFFFFFFFFFFFF FFFFFFFF0000 01	N		
85	6FE4	EF EPSNSC	LF	1	80	5	18	FF...FF	N		
NOTE: Current EF UST size doesn't cover all the services defined in TS [USIM] Release 17.											

Files with high update activity in this template are: EF Keys, EF KeysPS, EF START-HFN, EF PSLOCI, EF LOCI, EF NETPAR, EF EPSLOCI and EF EPSNSC.

9.5.2 Optional USIM EFs

9.5.2.1 Template version support

An eUICC compliant with this specification and supporting the USIM application shall support version 2 and higher of the Optional USIM EFs templates as defined below.

9.5.2.2 Version 2

This Template is a "Not created by default" type template. This template shall be supported by the eUICCs supporting the USIM application.

Template OID: {joint-iso-itu-t(2) international-organizations(23) tca(143) euicc-profile(1) template(2) opt-usim(5) version2(2)}

Ass. Serv.	FID	EF Name	File Type	NB Rec.	File / Rec Size	Access Rules	SFI	Default Value	Content Required	Parameters	Version
	6F05	EF LI	TR	NA	6	1	02	FF...FF	N		
13	6F37	EF ACMmax	TR	NA	3	5		000000	N		
13	6F39	EF ACM	CY	1	3	7		000000	N		
17	6F3E	EF GID1	TR	NA	8	2			Y		
18	6F3F	EF GID2	TR	NA	8	2			Y		
21	6F40	EF MSISDN	LF	1	24	2		FF...FF	N		
13	6F41	EF PUCT	TR	NA	5	5		FFFFFFFF0000	N		
15	6F45	EF CBMI	TR	NA	10	5		FF...FF	N		
19	6F48	EF CBMID	TR	NA	10	2	0E	FF...FF	N		
4 or 89	6F49	EF SDN	LF	10	24	2		FF...FF	N		
3	6F4B	EF EXT2	LF	10	13	8		00 FF...FF	N		
5	6F4C	EF EXT3	LF	10	13	2		00 FF...FF	N		
16	6F50	EF CBMIR	TR	NA	20	5		FF...FF	N		

20	6F60	EF PLMNwAct	TR	NA	40	5	0A	Repeat FFFFFFF0000	N		
42	6F61	EF OPLMNwAcT	TR	NA	40	2	11	Repeat FFFFFFF0000	N		
43	6F62	EF HPLMNwAcT	TR	NA	5	2	13	Repeat FFFFFFF0000	N		
36	6F2C	EF DCK	TR	NA	16	5		FF...FF	N		
37	6F32	EF CNL	TR	NA	30	2		FF...FF	N		
11	6F47	EF SMSR	LF	10	30	5		00 FF...FF	N		
6	6F4D	EF BDN	LF	10	25	8		FF...FF	N		
44	6F4E	EF EXT5	LF	10	13	5		00 FF...FF	N		
14	6F4F	EF CCP2	LF	5	15	5	16	FF...FF	N		
7	6F55	EF EXT4	LF	10	13	8		00 FF...FF	N		
35	6F57	EF ACL	TR	NA	101	8		00 FF...FF	N		
6	6F58	EF CMI	LF	10	11	2		FF...FF	N		
9	6F80	EF ICI	CY	20	38	5	14	FF...FF 000000 00 01FFFF	N		
8	6F81	EF OCI	CY	20	37	5	15	FF...FF 000000 01FFFF	N		
9	6F82	EF ICT	CY	1	3	7		000000	N		
8	6F83	EF OCT	CY	1	3	7		000000	N		
57	6FB1	EF VGCS	TR	NA	20	2			Y		
57	6FB2	EF VGCS	TR	NA	7	5			Y		
58	6FB3	EF VBS	TR	NA	20	2			Y		
58	6FB4	EF VBSS	TR	NA	7	2			Y		
24	6FB5	EF eMLPP	TR	NA	2	2			Y		
25	6FB6	EF AaeM	TR	NA	1	5		00	N		
	6FC3	EF HiddenKey	TR	NA	4	5		FF...FF	N		
45	6FC5	EF PNN	LF	10	16	10	19		Y		
46	6FC6	EF OPL	LF	5	8	10	1A		Y		2
47	6FC7	EF MBDN	LF	3	24	5			Y		
47	6FC8	EF EXT6	LF	10	13	5		00 FF...FF	N		
47	6FC9	EF MBI	LF	10	5	5			Y		
48	6FCA	EF MWIS	LF	10	6	5		00 00 00 00 00	N		
49	6FCB	EF CFIS	LF	10	16	5		01 00 FF...FF	N		
49	6FCC	EF EXT7	LF	10	13	5		00 FF...FF	N		
51	6FCD	EF SPDI	TR	NA	17	2	1B		Y		

52	6FCE	EF MMSN	LF	10	6	5		00 00 00 FF...FF	N		
53	6FCF	EF EXT8	LF	10	13	5		00 FF...FF	N		
52	6FD0	EF MMSICP	TR	NA	100	2		FF...FF	N		
52	6FD1	EF MMSUP	LF	X	X	5		FF...FF	N	Record size, File size	
52 or 55	6FD2	EF MMSUCP	TR	NA	100	5		FF...FF	N		
56	6FD3	EF NIA	LF	5	11	2		FF...FF	N		
64	6FD4	EF VGCSCA	TR	NA	X	2		00...00	N	File size	
65	6FD5	EF VBSCA	TR	NA	X	2		00...00	N	File size	
68	6FD6	EF GBABP	TR	NA	X	5		FF...FF	N	File size	
69	6FD7	EF MSK	LF	X	X	2		FF...FF	N	Record size, File size	
69	6FD8	EF MUK	LF	X	X	2		FF...FF	N	Record size, File size	
71	6FD9	EF EHPLMN	TR	NA	15	2	1D	FF...FF	N		
68	6FDA	EF GBANL	LF	X	X	2		FF...FF	N	Record size, File size	
71 or 73	6FDB	EF EHPLMNPI	TR	NA	1	2		00	N		
74	6FDC	EF LRPLMNSI	TR	NA	1	2		00	N		
68 or 76	6FDD	EF NAFKCA	LF	X	X	2		FF...FF	N	Record size, File size	
78	6FDE	EF SPNI	TR	NA	X	10		00 FF...FF	N	File size	
79	6FDF	EF PNNI	LF	X	X	10		00 FF...FF	N	Record size, File size	
80	6FE2	EF NCP-IP	LF	X	X	2			Y	Record size, File size	
	6FE6	EF UFC	TR	NA	30	10		80 1E 60 C0 1E 90 00 80 04 00 00 00 00 00 00 00 00 F0 00 00 00 00 40 00 00 00 00 00 00 80	N		
96	6FE8	EF NASCONFIG	TR	NA	18	2			Y		
95	6FE7	EF UICCIARI	LF	X	X	2			Y	Record size, File size	
97	6FEC	EF PWS	TR	NA	X	10			Y	File size	
2 or 99	6FED	EF FDNURI	LF	X	X	8		FF...FF	N	Record size, File size	
6 or 99	6FEE	EF BDNURI	LF	X	X	8		FF...FF	N	Record size, File size	
4 or 99	6FEF	EF SDNURI	LF	X	X	2		FF...FF	N	Record size, File size	
102	6FF0	EF IAL	LF	X	X	3			Y	Record size, File size	
102	6FF1	EF IPS	CY	X	4	10		FF...FF	N	File size	

102	6FF2	EF IPD	LF	X	X	3		FF...FF	N	Record size, File size	
106 and 107	6FF3	EF ePDGId	TR	NA	X	2			Y	File Size	2
106 and 107	6FF4	EF ePDGSelection	TR	NA	X	2			Y	File Size	2
110 and 111	6FF5	EF ePDGIdEm	TR	NA	X	2			Y	File Size	2
110 and 111	6FF6	EF ePDGSelectionEm	TR	NA	X	2			Y	File Size	2
114	6FF7	EF FromPreferred	TR	NA	1	2		00	N		2
115	6FF8	EF IMSConfigData	BER- TLV	NA	X	2			Y	File size	2
117	6FF9	EF 3GPPPSDATAOFF	TR	NA	4	2			Y		2
118	6FFA	EF 3GPPPSDATAOFFservicelist	LF	X	X	2			Y	Record size, File size	2
120	6FFC	EF XCAPConfigData	BER- TLV	NA	X	2			Y	File size	2
121	6FFD	EF EARFCNList	TR	NA	X	10			Y	File size	2
134	6FFE	EF MUDMIDConfigData	BER- TLV	NA	X	2			Y	File size	2

Files with high update activity in this template are: EF ACM, EF ICI, EF OCI, EF ICT, EF OCT, EF MWIS, EF MSK, EF IPS and EF IPD.

Files EF GBABP, EF MSK, EF MUK, EF GBANL and EF NAFKCA are associated with services which require support at the eUICC operating system level. So, even if indicated in the Profile, the creation of these files shall be skipped by the eUICC if these functionalities are not supported by the eUICC framework. In that case, the eUICC shall answer to the Profile Creator with a status code set to "feature-not-supported" with "additional-information" set to '1' if GBA is not supported, to '2' if MBMS is not supported and '3' if both are not supported. The bits related to these services in the EF UST shall also be cleared by the eUICC if it does not support the services. If "mandated" is set in the PE header, the installation of the Profile shall be aborted by the eUICC. Files EF UICCIARI, EF IMSConfigData, EF FromPreferred, EF XCAPConfigData and EF MUDMIDConfigData should not be present in ADF USIM when an ISIM is present on the eUICC. If these files are present in both the USIM and the ISIM, the files in the ISIM are used.

9.5.2.3 Version 3

This Template is a "Not created by default" type template. This template shall be supported by the eUICCs supporting the USIM application.

Template OID: {joint-iso-itu-t(2) international-organizations(23) tca(143) euicc-profile(1) template(2) opt-usim(5) version3(3)}

Ass. Serv.	FID	EF Name	File Type	NB Rec.	File / Rec Size	Access Rules	SFI	Default Value	Content Required	Parameters	Version
	6F05	EF LI	TR	NA	6	1	02	FF...FF	N		
13	6F37	EF ACMmax	TR	NA	3	5		000000	N		
13	6F39	EF ACM	CY	1	3	7		000000	N		
17	6F3E	EF GID1	TR	NA	8	2			Y		
18	6F3F	EF GID2	TR	NA	8	2			Y		
21	6F40	EF MSISDN	LF	1	24	2		FF...FF	N		
13	6F41	EF PUCT	TR	NA	5	5		FFFFFF0000	N		
15	6F45	EF CBMI	TR	NA	10	5		FF...FF	N		
19	6F48	EF CBMID	TR	NA	10	2	0E	FF...FF	N		
4 or 89	6F49	EF SDN	LF	10	24	2		FF...FF	N		
3	6F4B	EF EXT2	LF	10	13	8		00 FF...FF	N		
5	6F4C	EF EXT3	LF	10	13	2		00 FF...FF	N		
16	6F50	EF CBMIR	TR	NA	20	5		FF...FF	N		
20	6F60	EF PLMNwAct	TR	NA	40	5	0A	Repeat FFFFFFF0000	N		
42	6F61	EF OPLMNwAcT	TR	NA	40	2	11	Repeat FFFFFFF0000	N		
43	6F62	EF HPLMNwAcT	TR	NA	5	2	13	Repeat FFFFFFF0000	N		
36	6F2C	EF DCK	TR	NA	16	5		FF...FF	N		
37	6F32	EF CNL	TR	NA	30	2		FF...FF	N		
11	6F47	EF SMSR	LF	10	30	5		00 FF...FF	N		
6	6F4D	EF BDN	LF	10	25	8		FF...FF	N		
44	6F4E	EF EXT5	LF	10	13	5		00 FF...FF	N		
14	6F4F	EF CCP2	LF	5	15	5	16	FF...FF	N		
7	6F55	EF EXT4	LF	10	13	8		00 FF...FF	N		
35	6F57	EF ACL	TR	NA	101	8		00 FF...FF	N		
6	6F58	EF CMI	LF	10	11	2		FF...FF	N		
9	6F80	EF ICI	CY	20	38	5	14	FF...FF 000000 00 01FFFF	N		
8	6F81	EF OCI	CY	20	37	5	15	FF...FF 000000 01FFFF	N		
9	6F82	EF ICT	CY	1	3	7		000000	N		
8	6F83	EF OCT	CY	1	3	7		000000	N		
57	6FB1	EF VGCS	TR	NA	20	2			Y		

57	6FB2	EF VGCS	TR	NA	7	5			Y		
58	6FB3	EF VBS	TR	NA	20	2			Y		
58	6FB4	EF VBSS	TR	NA	7	2			Y		
24	6FB5	EF eMLPP	TR	NA	2	2			Y		
25	6FB6	EF AaeM	TR	NA	1	5		00	N		
	6FC3	EF HiddenKey	TR	NA	4	5		FF...FF	N		
45	6FC5	EF PNN	LF	10	16	10	19		Y		
46	6FC6	EF OPL	LF	5	8	10	1A		Y		2
47	6FC7	EF MBDN	LF	3	24	5			Y		
47	6FC8	EF EXT6	LF	10	13	5		00 FF...FF	N		
47	6FC9	EF MBI	LF	10	5	5			Y		
48	6FCA	EF MWIS	LF	10	6	5		00 00 00 00 00	N		
49	6FCB	EF CFIS	LF	10	16	5		01 00 FF...FF	N		
49	6FCC	EF EXT7	LF	10	13	5		00 FF...FF	N		
51	6FCD	EF SPDI	TR	NA	17	2	1B		Y		
52	6FCE	EF MMSN	LF	10	6	5		00 00 00 FF...FF	N		
53	6FCF	EF EXT8	LF	10	13	5		00 FF...FF	N		
52	6FD0	EF MMSICP	TR	NA	100	2		FF...FF	N		
52	6FD1	EF MMSUP	LF	X	X	5		FF...FF	N	Record size, File size	
52 or 55	6FD2	EF MMSUCP	TR	NA	100	5		FF...FF	N		
56	6FD3	EF NIA	LF	5	11	2		FF...FF	N		
64	6FD4	EF VGCSA	TR	NA	X	2		00...00	N	File size	
65	6FD5	EF VBSCA	TR	NA	X	2		00...00	N	File size	
68	6FD6	EF GBABP	TR	NA	X	5		FF...FF	N	File size	
69	6FD7	EF MSK	LF	X	X	2		FF...FF	N	Record size, File size	
69	6FD8	EF MUK	LF	X	X	2		FF...FF	N	Record size, File size	
71	6FD9	EF EHPLMN	TR	NA	15	2	1D	FF...FF	N		
68	6FDA	EF GBANL	LF	X	X	2		FF...FF	N	Record size, File size	
71 or 73	6FDB	EF EHPLMNPI	TR	NA	1	2		00	N		
74	6FDC	EF LRPLMNSI	TR	NA	1	2		00	N		
68 or 76	6FDD	EF NAFKCA	LF	X	X	2		FF...FF	N	Record size, File size	

78	6FDE	EF SPNI	TR	NA	X	10		00 FF...FF	N	File size	
79	6FDF	EF PNNI	LF	X	X	10		00 FF...FF	N	Record size, File size	
80	6FE2	EF NCP-IP	LF	X	X	2			Y	Record size, File size	
	6FE6	EF UFC	TR	NA	30	10		80 1E 60 C0 1E 90 00 80 04 00 00 00 00 00 00 00 00 F0 00 00 00 00 40 00 00 00 00 00 00 80	N		
96	6FE8	EF NASCONFIG	TR	NA	18	2			Y		
95	6FE7	EF UICCIARI	LF	X	X	2			Y	Record size, File size	
97	6FEC	EF PWS	TR	NA	X	10			Y	File size	
2 or 99	6FED	EF FDNURI	LF	X	X	8		FF...FF	N	Record size, File size	
6 or 99	6FEE	EF BDNURI	LF	X	X	8		FF...FF	N	Record size, File size	
4 or 99	6FEF	EF SDNURI	LF	X	X	2		FF...FF	N	Record size, File size	
102	6FF0	EF IAL	LF	X	X	3			Y	Record size, File size	
102	6FF1	EF IPS	CY	X	4	10		FF...FF	N	File size	
102	6FF2	EF IPD	LF	X	X	3		FF...FF	N	Record size, File size	
106 and 107	6FF3	EF ePDGId	TR	NA	X	2			Y	File Size	2
106 and 107	6FF4	EF ePDGSelection	TR	NA	X	2			Y	File Size	2
110 and 111	6FF5	EF ePDGIdEm	TR	NA	X	2			Y	File Size	2
110 and 111	6FF6	EF ePDGSelectionEm	TR	NA	X	2			Y	File Size	2
114	6FF7	EF FromPreferred	TR	NA	1	2		00	N		2
115	6FF8	EF IMSConfigData	BER- TLV	NA	X	2			Y	File size	2
117	6FF9	EF 3GPPPSDATAOFF	TR	NA	4	2			Y		2
118	6FFA	EF 3GPPPSDATAOFFservicelist	LF	X	X	2			Y	Record size, File size	2
120	6FFC	EF XCAPConfigData	BER- TLV	NA	X	2			Y	File size	2
121	6FFD	EF EARFCNList	TR	NA	X	10			Y	File size	2
134	6FFE	EF MuDMiDConfigData	BER- TLV	NA	X	2			Y	File size	2
	6F01	EF eAKA	TR	NA	1	3			Y		3

Files with high update activity in this template are: EF ACM, EF ICI, EF OCI, EF ICT, EF OCT, EF MWIS, EF MSK, EF IPS and EF IPD.

Files EF GBABP, EF MSK, EF MUK, EF GBANL and EF NAFKCA are associated with services which require support at the eUICC operating system level. So, even if indicated in the Profile, the creation of these files shall be skipped by the eUICC if these functionalities are not supported by the eUICC framework. In that case, the eUICC shall answer to the Profile Creator with a status code set to "feature-not-supported" with "additional-information" set to '1' if GBA is not supported, to '2' if MBMS is not supported and '3' if both are not supported. The bits related to these services in the EF UST shall also be cleared by the eUICC if it does not support the services. If "mandated" is set in the PE header, the installation of the Profile shall be aborted by the eUICC. Files EF UICCIARI, EF IMSConfigData, EF FromPreferred, EF XCAPConfigData and EF MUDMIDConfigData should not be present in ADF USIM when an ISIM is present on the eUICC. If these files are present in both the USIM and the ISIM, the files in the ISIM are used.

9.5.2.4 Version 4

This Template is a "Not created by default" type template. This template shall be supported by the eUICCs supporting the USIM application.

Template OID: {joint-iso-itu-t(2) international-organizations(23) tca(143) euicc-profile(1) template(2) opt-usim(5) version4(4) }

Ass. Serv.	FID	EF Name	File Type	NB Rec.	File / Rec Size	Access Rules	SFI	Default Value	Content Required	Parameters	Version
	6F05	EF LI	TR	NA	6	1	02	FF...FF	N		
13	6F37	EF ACMmax	TR	NA	3	5		000000	N		
13	6F39	EF ACM	CY	1	3	7		000000	N		
17	6F3E	EF GID1	TR	NA	8	2			Y		
18	6F3F	EF GID2	TR	NA	8	2			Y		
21	6F40	EF MSISDN	LF	1	24	2		FF...FF	N		
13	6F41	EF PUCT	TR	NA	5	5		FFFFFF0000	N		
15	6F45	EF CBMI	TR	NA	10	5		FF...FF	N		
19	6F48	EF CBMID	TR	NA	10	2	0E	FF...FF	N		
4 or 89	6F49	EF SDN	LF	10	24	2		FF...FF	N		
3	6F4B	EF EXT2	LF	10	13	8		00 FF...FF	N		
5	6F4C	EF EXT3	LF	10	13	2		00 FF...FF	N		
16	6F50	EF CBMIR	TR	NA	20	5		FF...FF	N		
20	6F60	EF PLMNwAct	TR	NA	40	5	0A	Repeat FFFFFFF0000	N		
42	6F61	EF OPLMNwAcT	TR	NA	40	2	11	Repeat FFFFFFF0000	N		
43	6F62	EF HPLMNwAcT	TR	NA	5	2	13	Repeat FFFFFFF0000	N		

36	6F2C	EF DCK	TR	NA	16	5		FF...FF	N		
37	6F32	EF CNL	TR	NA	30	2		FF...FF	N		
11	6F47	EF SMSR	LF	10	30	5		00 FF...FF	N		
6	6F4D	EF BDN	LF	10	25	8		FF...FF	N		
44	6F4E	EF EXT5	LF	10	13	5		00 FF...FF	N		
14	6F4F	EF CCP2	LF	5	15	5	16	FF...FF	N		
7	6F55	EF EXT4	LF	10	13	8		00 FF...FF	N		
35	6F57	EF ACL	TR	NA	101	8		00 FF...FF	N		
6	6F58	EF CMI	LF	10	11	2		FF...FF	N		
9	6F80	EF ICI	CY	20	38	5	14	FF...FF 000000 00 01FFFF	N		
8	6F81	EF OCI	CY	20	37	5	15	FF...FF 000000 01FFFF	N		
9	6F82	EF ICT	CY	1	3	7		000000	N		
8	6F83	EF OCT	CY	1	3	7		000000	N		
57	6FB1	EF VGCS	TR	NA	20	2			Y		
57	6FB2	EF VGCS	TR	NA	7	5			Y		
58	6FB3	EF VBS	TR	NA	20	2			Y		
58	6FB4	EF VBSS	TR	NA	7	2			Y		
24	6FB5	EF eMLPP	TR	NA	2	2			Y		
25	6FB6	EF AaeM	TR	NA	1	5		00	N		
	6FC3	EF HiddenKey	TR	NA	4	5		FF...FF	N		
45	6FC5	EF PNN	LF	10	16	10	19		Y		
46	6FC6	EF OPL	LF	5	8	10	1A		Y		2
47	6FC7	EF MBDN	LF	3	24	5			Y		
47	6FC8	EF EXT6	LF	10	13	5		00 FF...FF	N		
47	6FC9	EF MBI	LF	10	5	5			Y		
48	6FCA	EF MWIS	LF	10	6	5		00 00 00 00 00	N		
49	6FCB	EF CFIS	LF	10	16	5		01 00 FF...FF	N		
49	6FCC	EF EXT7	LF	10	13	5		00 FF...FF	N		
51	6FCD	EF SPDI	TR	NA	17	2	1B		Y		
52	6FCE	EF MMSN	LF	10	6	5		00 00 00 FF...FF	N		
53	6FCF	EF EXT8	LF	10	13	5		00 FF...FF	N		
52	6FD0	EF MMSICP	TR	NA	100	2		FF...FF	N		

52	6FD1	EF MMSUP	LF	X	X	5		FF...FF	N	Record size, File size	
52 or 55	6FD2	EF MMSUCP	TR	NA	100	5		FF...FF	N		
56	6FD3	EF NIA	LF	5	11	2		FF...FF	N		
64	6FD4	EF VGCSCA	TR	NA	X	2		00...00	N	File size	
65	6FD5	EF VBSCA	TR	NA	X	2		00...00	N	File size	
68	6FD6	EF GBABP	TR	NA	X	5		FF...FF	N	File size	
69	6FD7	EF MSK	LF	X	X	2		FF...FF	N	Record size, File size	
69	6FD8	EF MUK	LF	X	X	2		FF...FF	N	Record size, File size	
71	6FD9	EF EHPLMN	TR	NA	15	2	1D	FF...FF	N		
68	6FDA	EF GBANL	LF	X	X	2		FF...FF	N	Record size, File size	
71 or 73	6FDB	EF EHPLMNPI	TR	NA	1	2		00	N		
74	6FDC	EF LRPLMNSI	TR	NA	1	2		00	N		
68 or 76	6FDD	EF NAFKCA	LF	X	X	2		FF...FF	N	Record size, File size	
78	6FDE	EF SPNI	TR	NA	X	10		00 FF...FF	N	File size	
79	6FDF	EF PNNI	LF	X	X	10		00 FF...FF	N	Record size, File size	
80	6FE2	EF NCP-IP	LF	X	X	2			Y	Record size, File size	
	6FE6	EF UFC	TR	NA	30	10		80 1E 60 C0 1E 90 00 80 04 00 00 00 00 00 00 00 00 F0 00 00 00 00 40 00 00 00 00 00 00 80	N		
96	6FE8	EF NASCONFIG	TR	NA	18	2			Y		
95	6FE7	EF UICCIARI	LF	X	X	2			Y	Record size, File size	
97	6FEC	EF PWS	TR	NA	X	10			Y	File size	
2 or 99	6FED	EF FDNURI	LF	X	X	8		FF...FF	N	Record size, File size	
6 or 99	6FEE	EF BDNURI	LF	X	X	8		FF...FF	N	Record size, File size	
4 or 99	6FEF	EF SDNURI	LF	X	X	2		FF...FF	N	Record size, File size	
102	6FF0	EF IAL	LF	X	X	3			Y	Record size, File size	
102	6FF1	EF IPS	CY	X	4	10		FF...FF	N	File size	
102	6FF2	EF IPD	LF	X	X	3		FF...FF	N	Record size, File size	
106 and 107	6FF3	EF ePDGId	TR	NA	X	2			Y	File Size	2

106 and 107	6FF4	EF ePDGSelection	TR	NA	X	2			Y	File Size	2
110 and 111	6FF5	EF ePDGIdEm	TR	NA	X	2			Y	File Size	2
110 and 111	6FF6	EF ePDGSelectionEm	TR	NA	X	2			Y	File Size	2
114	6FF7	EF FromPreferred	TR	NA	1	2		00	N		2
115	6FF8	EF IMSConfigData	BER-TLV	NA	X	2			Y	File size	2
117	6FF9	EF 3GPPPSDATAOFF	TR	NA	4	2			Y		2
118	6FFA	EF 3GPPPSDATAOFFservicelist	LF	X	X	2			Y	Record size, File size	2
120	6FFC	EF XCAPConfigData	BER-TLV	NA	X	2			Y	File size	2
121	6FFD	EF EARFCNList	TR	NA	X	10			Y	File size	2
134	6FFE	EF MuDMIDConfigData	BER-TLV	NA	X	2			Y	File size	2
	6F01	EF eAKA	TR	NA	1	3			Y		3
148	6F02	EF OCST	TR	NA	X	2			Y	File size	4
68	6F0A	EF.AC_GBAUAPI	LF	X	X	3			Y	Record size, File size	4
150	6F0B	EF.IMSDCI	TR	NA	1	2			Y		4

Files with high update activity in this template are: EF ACM, EF ICI, EF OCI, EF ICT, EF OCT, EF MWIS, EF MSK, EF IPS and EF IPD.

Files EF GBABP, EF MSK, EF MUK, EF GBANL and EF NAFKCA are associated with services which require support at the eUICC operating system level. So, even if indicated in the Profile, the creation of these files shall be skipped by the eUICC if these functionalities are not supported by the eUICC framework. In that case, the eUICC shall answer to the Profile Creator with a status code set to "feature-not-supported" with "additional-information" set to '1' if GBA is not supported, to '2' if MBMS is not supported and '3' if both are not supported. The bits related to these services in the EF UST shall also be cleared by the eUICC if it does not support the services. If "mandated" is set in the PE header, the installation of the Profile shall be aborted by the eUICC. Files EF UICCIARI, EF IMSConfigData, EF FromPreferred, EF XCAPConfigData, EF MuDMIDConfigData, EF.AC_GBAUAPI and EF.IMSDCI should not be present in ADF USIM when an ISIM is present on the eUICC. If these files are present in both the USIM and the ISIM, the files in the ISIM are used.

9.5.3 DF Phonebook

The template for DF Phonebook at the USIM level is the same as the template for DF Phonebook at the DF Telecom level. This Template is a "Not created by default" type template. This template shall be supported by the eUICCs.

Template OID: {joint-iso-itu-t(2) international-organizations(23) tca(143) euicc-profile(1) template(2) phonebook(6)}

9.5.4 DF GSM-ACCESS

This Template is a "Not created by default" type template. This template shall be supported by the eUICCs supporting the USIM application.

Template OID: {joint-iso-itu-t(2) international-organizations(23) tca(143) euicc-profile(1) template(2) gsm-access(7) }

Ass. Serv.	FID	EF Name	File Type	NB Rec.	File / Rec Size	Access Rules	SFI	Default Value	Content Required	Parameters
	5F3B	DF GSM-ACCESS	DF			14				pinStatusTemplateDO
27	4F20	EF Kc	TR	NA	9	5	01	FF FF FF FF FF FF FF 07	N	
27	4F52	EF KcGPRS	TR	NA	9	5	02	FF FF FF FF FF FF FF 07	N	
39	4F63	EF CPBCCH	TR	NA	10	5		FF..FF	N	
40	4F64	EF InvScan	TR	NA	1	2		00	N	

Files with high update activity in this template are: EF Kc, EF KcGPRS and EF CPBCCH.

9.5.5 DF MexE

There is no template currently defined for this DF.

9.5.6 DF WLAN

There is no template currently defined for this DF.

9.5.7 DF HNB

There is no template currently defined for this DF.

9.5.8 DF SoLSA

There is no template currently defined for this DF.

9.5.9 DF BeCast

There is no template currently defined for this DF.

9.5.10 DF ProSe

There is no template currently defined for this DF.

9.5.11 DF 5GS

9.5.11.1 Template version support

An eUICC compliant with this specification and supporting the USIM application shall support both, version 2 and higher of the DF 5GS template as defined below.

9.5.11.2 Version 2

This Template is a "Not created by default" type template. This template shall be supported by the eUICCs supporting the USIM application.

Template OID: {joint-iso-itu-t(2) international-organizations(23) tca(143) euicc-profile(1) template(2) df-5gs(13) version2(2)}

Ass. Serv.	FID	EF Name	File Type	NB Rec.	File / Rec Size	Access Rules	SFI	Default Value	Content Required	Parameters	Version
	5FC0	DF 5GS	DF			14				pinStatusTemplateDO	
122	4F01	EF 5GS3GPPLOCI	TR	NA	20	5	01	FFFFFFFFFFFFFFFFFFFF FFFFFFFFF00000001	N		
122	4F02	EF 5GSN3GPPLOCI	TR	NA	20	5	02	FFFFFFFFFFFFFFFFFFFF FFFFFFFFF00000001	N		
122	4F03	EF 5GS3GPPNSC	LF	1	57	5	03	FF..FF	N		
122	4F04	EF 5GSN3GPPNSC	LF	1	57	5	04	FF..FF	N		
123	4F05	EF 5GAUTHKEYS	TR	NA	110	5	05	FF..FF	N		
126	4F06	EF UAC_AIC	TR	NA	4	2	06		Y		
124	4F07	EF SUCI Calc Info	TR	NA	X	2	07	FF..FF	N	File size	
129	4F08	EF OPL5G	LF	X	10	10	08	FF..FF	N	File size	
130	4F09	EF SUPINAI	TR	NA	X	2	09		Y	File size	
124	4F0A	EF Routing_Indicator	TR	NA	4	2	0A	F0FFFFFF	N		
132	4F0B	EF URSP	BER-TLV	NA	X	2		No TLV	N	File size	2
135	4F0C	EF TN3GPPSNN	TR	NA	1	2	0C	00	N		2

Files with high update activity in this template are: EF 5GS3GPPLOCI, EF 5GSN3GPPLOCI, EF 5GS3GPPNSC, EF 5GSN3GPPNSC and EF 5GAUTHKEYS.

9.5.11.3 Version 3

This Template is a "Not created by default" type template. This template shall be supported by the eUICCs supporting the USIM application.

Template OID: {joint-iso-itu-t(2) international-organizations(23) tca(143) euicc-profile(1) template(2) df-5gs(13) version3(3)}

Ass. Serv.	FID	EF Name	File Type	NB Rec.	File / Rec Size	Access Rules	SFI	Default Value	Content Required	Parameters	Version
	5FC0	DF 5GS	DF			14				pinStatusTemplateDO	
122	4F01	EF 5GS3GPPLOCI	TR	NA	20	5	01	FFFFFFFFFFFFFFFFFFFFFFFF FFFFFFFF00000001	N		
122	4F02	EF 5GSN3GPPLOCI	TR	NA	20	5	02	FFFFFFFFFFFFFFFFFFFFFFFF FFFFFFFF00000001	N		
122 and 136 (See note)	4F03	EF 5GS3GPPNSC	LF	2	62	5	03	FF..FF	N		3
122 and 136 (See note)	4F04	EF 5GSN3GPPNSC	LF	2	62	5	04	FF..FF	N		3
123	4F05	EF 5GAUTHKEYS	TR	NA	110	5	05	FF..FF	N		
126	4F06	EF UAC_AIC	TR	NA	4	2	06		Y		
124	4F07	EF SUCI Calc Info	TR	NA	X	2	07	FF..FF	N	File size	
129	4F08	EF OPL5G	LF	X	10	10	08	FF..FF	N	File size	
130	4F09	EF SUPINAI	TR	NA	X	2	09		Y	File size	
124	4F0A	EF Routing Indicator	TR	NA	4	2	0A	F0FFFFFF	N		
132	4F0B	EF URSP	BER-TLV	NA	X	2		No TLV	N	File size	2
135	4F0C	EF TN3GPPSNN	TR	NA	1	2	0C	00	N		2
NOTE: If Service n°136 is not "available" in EF UST, the Profile Creator shall ensure that these files shall contain one record; otherwise, they shall contain 2 records.											

Files with high update activity in this template are: EF 5GS3GPPLOCI, EF 5GSN3GPPLOCI, EF 5GS3GPPNSC, EF 5GSN3GPPNSC and EF 5GAUTHKEYS.

9.5.11.4 Version 4

This Template is a "Not created by default" type template. This template shall be supported by the eUICCs supporting the USIM application.

Template OID: {joint-iso-itu-t(2) international-organizations(23) tca(143) euicc-profile(1) template(2) df-5gs(13) version4(4) }

Ass. Serv.	FID	EF Name	File Type	NB Rec.	File / Rec Size	Access Rules	SFI	Default Value	Content Required	Parameters	Version
	5FC0	DF 5GS	DF			14				pinStatusTemplateDO	

122	4F01	EF 5GS3GPPLOCI	TR	NA	20	5	01	FFFFFFFFFFFFFFFFFFFF FFFFFFFFF00000001	N		
122	4F02	EF 5GSN3GPPLOCI	TR	NA	20	5	02	FFFFFFFFFFFFFFFFFFFF FFFFFFFFF00000001	N		
122 and 136 (See note)	4F03	EF 5GS3GPPNSC	LF	2	62	5	03	FF..FF	N		3
122 and 136 (See note)	4F04	EF 5GSN3GPPNSC	LF	2	62	5	04	FF..FF	N		3
123	4F05	EF 5GAUTHKEYS	TR	NA	110	5	05	FF..FF	N		
126	4F06	EF UAC_AIC	TR	NA	4	2	06		Y		
124	4F07	EF SUCI Calc Info	TR	NA	X	2	07	FF..FF	N	File size	
129	4F08	EF OPL5G	LF	X	10	10	08	FF..FF	N	File size	
130	4F09	EF SUPINAI	TR	NA	X	2	09		Y	File size	
124	4F0A	EF Routing Indicator	TR	NA	4	2	0A	F0FF0000	N		4
132	4F0B	EF URSP	BER- TLV	NA	X	2		No TLV	N	File size	2
135	4F0C	EF TN3GPPSNN	TR	NA	1	2	0C	00	N		2
137	4F0D	EF CAG	TR	NA	2	2	0D		Y		4
138	4F0E	EF SOR_CMCI	TR	NA	X	2	0E		Y	File size	4
140	4F0F	EF DRI	TR	NA	7	2	0F		Y		4
141	4F10	EF 5GSEDRX	TR	NA	2	2	10		Y		4
142	4F11	EF 5GNSWO_CONF	TR	NA	1	2	11		Y		4
144	4F15	EF MCHPPLMN	TR	NA	1	2	15		Y		4
145	4F16	EF KAUSF_DERIVA TION	TR	NA	1	2	16		Y		4
NOTE: If Service n°136 is not "available" in EF UST, the Profile Creator shall ensure that these files shall contain one record; otherwise, they shall contain 2 records.											

Files with high update activity in this template are: EF 5GS3GPPLOCI, EF 5GSN3GPPLOCI, EF 5GS3GPPNSC, EF 5GSN3GPPNSC and EF 5GAUTHKEYS.

9.5.12 DF SAIP

This Template is a "Not created by default" type template. This template shall be supported by the eUICCs supporting the USIM application.

Template OID: {joint-iso-itu-t(2) international-organizations(23) tca(143) euicc-profile(1) template(2) df-saip(14)}

Ass. Serv.	FID	EF Name	File Type	NB Rec.	File / Rec Size	Access Rules	SFI	Default Value	Content Required	Parameters
	5FD0	DF SAIP	DF			14				pinStatusTemplateDO
125	4F01	EF SUCI_Calc_Info_USIM	TR	NA	X	3		FF..FF	N	File size

Files with high update activity in this template are: none.

9.5.13 DF SNPN

9.5.13.1 Template version support

An eUICC compliant with this specification and supporting the USIM application shall support version 1 and higher of the DF SNPN templates as defined below.

9.5.13.2 Version 1

This Template is a "Not created by default" type template. This template shall be supported by the eUICCs supporting the USIM application.

Template OID: {joint-iso-itu-t(2) international-organizations(23) tca(143) euicc-profile(1) template(2) df-snpn(15) }

Ass. Serv.	FID	EF Name	File Type	NB Rec.	File / Rec Size	Access Rules	SFI	Default Value	Content Required	Parameters
	5FE0	DF SNPN	DF			14				pinStatusTemplateDO
143	4F01	EF PWS_SNP	TR	NA	01	10	01		Y	

Files with high update activity in this template are: none.

9.5.13.2 Version 2

This Template is a "Not created by default" type template. This template shall be supported by the eUICCs supporting the USIM application.

Template OID: {joint-iso-itu-t(2) international-organizations(23) tca(143) euicc-profile(1) template(2) df-snpn(15) version2(2) }

Ass. Serv.	FID	EF Name	File Type	NB Rec.	File / Rec Size	Access Rules	SFI	Default Value	Content Required	Parameters	Version
	5FE0	DF SNPN	DF			14				pinStatusTemplateDO	
143	4F01	EF PWS_SNP	TR	NA	01	10	01		Y		
146	4F02	EF NID	LF	X	06	10	02		Y	File size	2

Files with high update activity in this template are: none.

9.5.14 DF 5G ProSe

9.5.14.1 Template version support

An eUICC compliant with this specification and supporting the USIM application shall support version 1 and higher of the DF 5G ProSe templates as defined below.

9.5.14.2 Version 1

This Template is a "Not created by default" type template. This template shall be supported by the eUICCs supporting the USIM application.

Template OID: {joint-iso-itu-t(2) international-organizations(23) tca(143) euicc-profile(1) template(2) df-5gprose(16) }

Ass. Serv.	FID	EF Name	File Type	NB Rec.	File / Rec Size	Access Rules	SFI	Default Value	Content Required	Parameters
	5FF0	DF 5G ProSe	DF			14				pinStatusTemplateDO
139	4F01	EF 5G_PROSE_ST	TR	NA	01	2	01		Y	
139 and 1*	4F02	EF 5G_PROSE_DD	TR	NA	26	2	02		Y	
139 and 2*	4F03	EF 5G_PROSE_DC	TR	NA	12	2	03		Y	
139 and 3*	4F04	EF 5G_PROSE_U2N RU	TR	NA	32	2	04		Y	
139 and 4*	4F05	EF 5G_PROSE_RU	TR	NA	29	2	05		Y	
139 and 5*	4F06	EF 5G_PROSE_UIR	TR	NA	32	2	06		Y	
*: Service indicated in EF 5G_PROSE_ST										

9.5.14.3 Version 2

This Template is a "Not created by default" type template. This template shall be supported by the eUICCs supporting the USIM application.

Template OID: {joint-iso-itu-t(2) international-organizations(23) tca(143) euicc-profile(1) template(2) df-5gprose(16) version2(2) }

Ass. Serv.	FID	EF Name	File Type	NB Rec.	File / Rec Size	Access Rules	SFI	Default Value	Content Required	Parameters	Version
	5FF0	DF 5G ProSe	DF			14				pinStatusTemplateDO	
139	4F01	EF 5G_PROSE_ST	TR	NA	01	2	01		Y		
139 and 1*	4F02	EF 5G_PROSE_DD	TR	NA	26	2	02		Y		
139 and 2*	4F03	EF 5G_PROSE_DC	TR	NA	12	2	03		Y		
139 and 3*	4F04	EF 5G_PROSE_U2NRU	TR	NA	32	2	04		Y		
139 and 4*	4F05	EF 5G_PROSE_RU	TR	NA	29	2	05		Y		
139 and 5*	4F06	EF 5G_PROSE_UIR	TR	NA	32	2	06		Y		
139 and 6*	4F07	EF 5G_PROSE_U2URU	TR	NA	46	2	07		Y		2
139 and 7*	4F08	EF 5G_PROSE_EU	TR	NA	46	2	08		Y		2
*: Service indicated in EF 5G_PROSE_ST											

9.6 ISIM

9.6.1 Mandatory ISIM EFs

This Template is a "Created by default" type template. This template shall be supported by the eUICCs supporting the ISIM application.

Template OID: {joint-iso-itu-t(2) international-organizations(23) tca(143) euicc-profile(1) template(2) isim(8)}

Ass. Serv.	FID	EF Name	File Type	NB Rec.	File / Rec Size	Access Rules	SFI	Default Value	Content Required	Parameters
	XXXX	ADF ISIM	ADF			14				AID, Temporary FID, pinStatusTemplateDO
	6F02	EF IMPI	TR	NA	X	2	02		Y	File size
	6F04	EF IMPU	LF	1	X	2	04		Y	Record size
	6F03	EF Domain	TR	NA	X	2	05		Y	File size
	6F07	EF IST	TR	NA	14	2	07		Y	
	6FAD	EF AD	TR	NA	3	10	03	000000	N	
	6F06	EF ARR	LF	X	X	10	06		Y	Record size, File size

9.6.2 Optional ISIM EFs

9.6.2.1 Template version support

An eUICC compliant with this specification and supporting the ISIM application shall support version 2 and higher of the Optional ISIM EFs templates as defined below.

9.6.2.2 Version 2

This Template is a "Not created by default" type template. This template shall be supported by the eUICCs supporting the ISIM application.

Template OID: {joint-iso-itu-t(2) international-organizations(23) tca(143) euicc-profile(1) template(2) opt-isim(9) version2(2)}

Ass. Serv.	FID	EF Name	File Type	NB Rec.	File / Rec Size	Access Rules	SFI	Default Value	Content Required	Parameters	Version
1 or 5	6F09	EF P-CSCF	LF	1	X	2			Y	Record size	
6 or 8	6F3C	EF SMS	LF	10	176	5		00 FF...FF	N		
8	6F42	EF SMSP	LF	1	38	5		FF...FF	N		
6 or 8	6F43	EF SMSS	TR	NA	2	5		FFFF	N		
7 or 8	6F47	EF SMSR	LF	10	30	5		00 FF...FF	N		2
2	6FD5	EF GBABP	TR	NA	X	5		FF...FF	N	File size	
2	6FD7	EF GBANL	LF	X	X	2		FF...FF	N	Record size, File size	
2 or 4	6FDD	EF NAFKCA	LF	X	X	2		FF...FF	N	Record size, File size	
10	6FE7	EF UICCIARI	LF	X	X	2			Y	Record size, File size	
17	6FF7	EF FromPreferred	TR	NA	1	2		00	N		2
18	6FF8	EF IMSConfigData	BER-TLV	NA	X	2			Y	File size	2
19	6FFC	EF XCAPConfigData	BER-TLV	NA	X	2			Y	File size	2
20	6FFA	EF WebRTCURI	LF	X	X	2			Y	Record size, File size	2
21	6FFE	EF MuDMIDConfigData	BER-TLV	NA	X	2			Y	File size	2

Files EF GBABP, EF GBANL and EF NAFKCA are associated with services which require support at the eUICC operating system level. So, even if indicated in the Profile, the creation of these files shall be skipped by the eUICC if these functionalities are not supported by the eUICC framework. In that case, the eUICC shall answer to the Profile Creator with a status code set to "feature-not-supported" with "additional-information" set to '1' if GBA is not

supported. The bits related to GBA in the EF IST shall also be cleared by the eUICC if it does not support the related services. If "mandated" is set in the PE header, the installation of the Profile shall be aborted by the eUICC.

9.6.2.3 Version 3

This Template is a "Not created by default" type template. This template shall be supported by the eUICCs supporting the ISIM application.

Template OID: {joint-iso-itu-t(2) international-organizations(23) tca(143) euicc-profile(1) template(2) opt-isim(9) version3(3) }

Ass. Serv.	FID	EF Name	File Type	NB Rec.	File / Rec Size	Access Rules	SFI	Default Value	Content Required	Parameters	Version
1 or 5	6F09	EF P-CSCF	LF	1	X	2			Y	Record size	
6 or 8	6F3C	EF SMS	LF	10	176	5		00 FF...FF	N		
8	6F42	EF SMSP	LF	1	38	5		FF...FF	N		
6 or 8	6F43	EF SMSS	TR	NA	2	5		FFFF	N		
7 or 8	6F47	EF SMSR	LF	10	30	5		00 FF...FF	N		2
2	6FD5	EF GBABP	TR	NA	X	5		FF...FF	N	File size	
2	6FD7	EF GBANL	LF	X	X	2		FF...FF	N	Record size, File size	
2 or 4	6FDD	EF NAFKCA	LF	X	X	2		FF...FF	N	Record size, File size	
10	6FE7	EF UICCIARI	LF	X	X	2			Y	Record size, File size	
17	6FF7	EF FromPreferred	TR	NA	1	2		00	N		2
18	6FF8	EF IMSConfigData	BER-TLV	NA	X	2			Y	File size	2
19	6FFC	EF XCAPConfigData	BER-TLV	NA	X	2			Y	File size	2
20	6FFA	EF WebRTCURI	LF	X	X	2			Y	Record size, File size	2
21	6FFE	EF MuDMIDConfigData	BER-TLV	NA	X	2			Y	File size	2
2	6F0A	EF.AC_GBAUAPI	LF	X	X	3			Y	Record size, File size	3
22	6F0B	EF.IMSDCI	TR	NA	1	2			Y		3

Files EF GBABP, EF GBANL and EF NAFKCA are associated with services which require support at the eUICC operating system level. So, even if indicated in the Profile, the creation of these files shall be skipped by the eUICC if these functionalities are not supported by the eUICC framework. In that case, the eUICC shall answer to the Profile Creator with a status code set to "feature-not-supported" with "additional-information" set to '1' if GBA is not

supported. The bits related to GBA in the EF IST shall also be cleared by the eUICC if it does not support the related services. If "mandated" is set in the PE header, the installation of the Profile shall be aborted by the eUICC.

9.7 CSIM

9.7.1 Mandatory CSIM EFs

This Template is a "Created by default" type template. This template shall be supported by the eUICCs supporting the CSIM application.

Template OID: {joint-iso-itu-t(2) international-organizations(23) tca(143) euicc-profile(1) template(2) csim(10) version2(2) }

Ass. Serv.	FID	EF Name	File Type	NB Rec.	File / Rec Size	Access Rules	SFI	Default Value	Content Required	Parameters	Version
	XXXX	ADF CSIM	ADF			14				AID, Temporary FID, pinStatusTemplateDO	
	6F06	EF ARR	LF	X	X	10	17		Y	Record size, File size	
	6F21	EF CALL_COUNT	CY	10	2	7		00 00	N		
	6F22	EF IMSI_M	TR	NA	10	6	04	00...00	N		
	6F23	EF IMSI_T	TR	NA	10	6	05	00...00	N		
	6F24	EF TMSI	TR	NA	16	13	06	00 00 00 00 00 00 00 00 FF FF FF FF 00 00 00	N		
	6F25	EF AH	TR	NA	2	5		00 00	N		
	6F26	EF AOP	TR	NA	1	5			Y		
	6F27	EF ALOC	TR	NA	7	5			Y		
	6F28	EF CDMAHOME	LF	X	5	5	0C	00...00	N	File size	
	6F29	EF ZNREGI	LF	X	8	5		00...00	N	File size	
	6F2A	EF SNREGI	TR	NA	7	5	0D		Y		
	6F2B	EF DISTREGI	TR	NA	8	5		00...00	N		
	6F2C	EF ACCOLC	TR	NA	1	2	03		Y		
	6F2D	EF TERM	TR	NA	1	5			Y		
	6F2F	EF ACP	TR	NA	7	5			Y		
	6F30	EF PRL	TR	NA	X	2	07		Y	File size	
	6F31	EF RUIMID	TR	NA	5	4			Y		

	6F32	EF CSIM_ST	TR	NA	6	2	02		Y		
	6F33	EF SPC	TR	NA	3	3		00...00	N		
	6F34	EF OTAPASPC	TR	NA	1	5		00	N		
	6F35	EF NAMLOCK	TR	NA	1	5			Y		
	6F36	EF OTA	TR	NA	17	2			Y		
	6F37	EF SP	TR	NA	1	5			Y		2
	6F38	EF ESN_MEID_ME	TR	NA	8	10		00...00	N		
	6F3A	EF LI	TR	NA	6	1	0A	FF...FF	N		
	6F42	EF USGIND	TR	NA	1	2			Y		
	6F43	EF AD	TR	NA	3	10	01	00...00	N		
	6F45	EF MAX_PRL	TR	NA	4	2			Y		
	6F46	EF SPCS	TR	NA	1	12			Y		
	6F55	EF MECRP	TR	NA	3	5		00..00	N		
	6F70	EF HOME_TAG	TR	NA	X	2			Y	File size	
	6F71	EF GROUP_TAG	TR	NA	X	2			Y	File size	
	6F72	EF SPECIFIC_TAG	TR	NA	X	2			Y	File size	
	6F73	EF CALL_PROMPT	TR	NA	X	2			Y	File size	

Files with high update activity: EF CALL_COUNT, EF TMSI, EF ALOC, EF ZNREGI, EF SNREGI and EF DISTREGI.

9.7.2 Optional CSIM EFs

This Template is a "Not created by default" type template. This template shall be supported by the eUICCs supporting the CSIM application.

Template OID: {joint-iso-itu-t(2) international-organizations(23) tca(143) euicc-profile(1) template(2) opt-csim(11) version2(2) }

Ass. Serv.	FID	EF Name	File Type	NB Rec.	File / Rec Size	Access Rules	SFI	Default Value	Content Required	Parameters	Version
	6F2E	EF SSCI	TR	NA	1	5			Y		
2	6F3B	EF FDN	LF	20	26	8		FF...FF	N		
6	6F3C	EF SMS	LF	X	X	5		00 FF...FF	N	Record size, File size	
7	6F3D	EF SMSP	LF	X	X	5		FF...FF	N	Record size, File size	
6	6F3E	EF SMSS	TR	NA	X	5		FF...FF	N	File size	
	6F3F	EF SSFC	TR	NA	X	5			Y	File size	
10	6F41	EF SPN	TR	NA	35	10	08		Y		
	6F44	EF MDN	LF	X	11	5			Y	File size	
	6F47	EF ECC	TR	NA	X	10	09	FF...FF	N	File size	
14,15	6F48	EF ME3GPDOPC	TR	NA	1	5		00	N		
14,15	6F49	EF 3GPDOPM	TR	NA	1	5			Y		
14	6F4A	EF SIPCAP	TR	NA	4	2			Y		
15	6F4B	EF MIPCAP	TR	NA	5	2			Y		
14	6F4C	EF SIPUPP	TR	NA	X	2			Y	File size	
15	6F4D	EF MIPUPP	TR	NA	X	2			Y	File size	
14	6F4E	EF SIPSP	TR	NA	1	5			Y		
15	6F4F	EF MIPSP	TR	NA	1	5			Y		
14	6F50	EF SIPPAPSS	TR	NA	X	5			Y	File size	
	6F53	EF PUZL	TR	NA	X	2			Y	File size	
	6F54	EF MAXPUZL	TR	NA	5	2			Y		2
8	6F56	EF HRPDCAP	TR	NA	3	2			Y		
8	6F57	EF HRDUPP	TR	NA	X	2			Y	File size	
	6F58	EF CSSPR	TR	NA	1	2		FF	N		

8	6F59	EF ATC	TR	NA	1	2			Y		
	6F5A	EF EPRL	TR	NA	X	2	0E		Y	File size	
9	6F5B	EF BCSMScfg	TR	NA	1	2			Y		
9	6F5C	EF BCSMSpref	TR	NA	1	5		FF	N		
9	6F5D	EF BCSMStable	LF	X	X	2		00 FF...FF	N	Record size, File size	
9	6F5E	EF BCSMSP	LF	X	2	5		FF FF	N	File size	
18	6F63	EF BAKPARA	LF	X	X	2			Y	Record size, File size	
18	6F64	EF UpBAKPARA	CY	X	X	2			Y	Record size, File size	
19	6F65	EF MMSN	LF	X	X	5		00 00 00 FF...FF	N	Record size, File size	
20	6F66	EF EXT8	LF	X	X	5		FF...FF	N	Record size, File size	
19	6F67	EF MMSICP	TR	NA	X	2		FF...FF	N	File size	
19	6F68	EF MMSUP	LF	X	X	5		FF...FF	N	Record size, File size	
19,21	6F69	EF MMSUCP	TR	NA	X	5		FF...FF	N	File size	
22	6F6A	EF AUTH_CAPABILITY	LF	X	5	2		00...00	N	File size	
16	6F6B	EF 3GCIK	TR	NA	32	2	0B		Y		
25	6F6C	EF DCK	TR	NA	20	5			Y		
23	6F6D	EF GID1	TR	NA	X	2			Y	File size	
24	6F6E	EF GID2	TR	NA	X	2			Y	File size	
26	6F6F	EF CDMACNL	TR	NA	X	2			Y	File size	
34	6F74	EF SF_EUIMID	TR	NA	7	4			Y		
2	6F75	EF EST	TR	NA	X	8	0F		Y	File size	
	6F76	EF HIDDEN_KEY	TR	NA	4	5			Y		
17	6F77	EF LCSVER	TR	NA	X	2			Y	File size	
17	6F78	EF LCSCP	TR	NA	X	2			Y	File size	
4	6F79	EF SDN	LF	X	X	2			Y	Record size, File size	

3	6F7A	EF EXT2	LF	X	13	8			Y	File size	
5	6F7B	EF EXT3	LF	X	13	2			Y	File size	
28	6F7C	EF ICI	CY	X	X	5	10		Y	Record size, File size	
27	6F7D	EF OCI	CY	X	X	5	11		Y	Record size, File size	
29	6F7E	EF EXT5	LF	X	13	5			Y	File size	
33	6F7F	EF CCP2	LF	X	X	5	12		Y	Record size, File size	
	6F80	EF AppLabels	TR	NA	X	2			Y	File size	
	6F81	EF MODEL	TR	NA	126	5		FF..FF	N		
36	6F82	EF RC	TR	NA	X	10			Y	File size	
6	6F83	EF SMSCAP	TR	NA	4	2			Y		
35	6F84	EF MIPFlags	TR	NA	1	2			Y		
14	6F85	EF 3GPDUPPEExt	TR	NA	X	2			Y	File size	
35	6F87	EF IPV6CAP	TR	NA	21	2			Y		
14	6F88	EF TCPConfig	TR	NA	2	2			Y		
14	6F89	EF DGC	TR	NA	3	2			Y		
37	6F8A	EF WAPBrowserCP	TR	NA	X	2			Y	File size	
37	6F8B	EF WAPBrowserBM	TR	NA	X	5			Y	File size	
19	6F8C	EF MMSCConfig	TR	NA	8	2			Y		
38	6F8D	EF JDL	TR	NA	X	2			Y	File size	

Files with high update activity: EF SMS, EF SMSP, EF BCSMSpref, EF BCSMStable, EF BCSMSp, EF BAKPARA, EF UpBAKPARA, EF ICI, EF OCI and EF WAPBrowserBM

9.8 EAP

This Template is a "Not Created by default" type template. This template shall be supported by the eUICCs supporting EAP applications.

Template OID: {joint-iso-itu-t(2) international-organizations(23) tca(143) euicc-profile(1) template(2) eap (12)}

Ass. Serv.	FID	EF Name	File Type	NB Rec.	File / Rec Size	Access Rules	SFI	Default Value	Content Required	Parameters
		DF EAP	DF			14				FID, pinStatusTemplateDO
	4F01	EF EAPKEYS	TR	NA	X	2			Y	File size
	4F02	EF EAPSTATUS	TR	NA	1	2		00	N	
	4F03	EF PUId	TR	NA	X	2			Y	File size
	4F04	EF Ps	TR	NA	X	5		FF...FF	N	File size
	4F20	EF CurlID	TR	NA	X	5		FF...FF	N	File size
	4F21	EF ReID	TR	NA	X	5			Y	File size
	4F22	EF Realm	TR	NA	X	5			Y	File size

The files EF EAPKEYS, EF EAPSTATUS, EF Ps and EF CurlID are High update activity files.

9.9 Access Rules Definition

The following table lists the access rules used by the different templates defined above.

File Access Conditions						Access Rules	Values
Read	Update	Incr.	Act.	Deact.	Delete		
ALWAYS	PIN 1	NEVER	ADM 1	ADM 1	ADM 1	1	8001019000 800102A406830101950108 800158A40683010A950108
PIN 1	ADM 1	NEVER	ADM 1	ADM 1	ADM 1	2	800101A406830101950108 80015AA40683010A950108
ADM 1	ADM 1	NEVER	ADM 1	ADM 1	ADM 1	3	80015BA40683010A950108
ALWAYS	NEVER	NEVER	NEVER	NEVER	ADM 1	4	8001019000 80011A9700 800140A40683010A950108
PIN 1	PIN 1	NEVER	ADM 1	ADM 1	ADM 1	5	800103A406830101950108 800158A40683010A950108
PIN 1	ADM 1	NEVER	PIN 1	ADM 1	ADM 1	6	800111A406830101950108 80014AA40683010A950108
PIN 1	PIN 1	PIN 1	ADM 1	ADM 1	ADM 1	7	800103A406830101950108 800158A40683010A950108 840132A406830101950108
PIN 1	PIN 2 (See NOTE 1)	NEVER	ADM 1	ADM 1	ADM 1	8	800101A406830101950108 800102A406830181950108 800158A40683010A950108
ALWAYS	PIN1	NEVER	PIN 1	PIN 1	ADM 1	9	8001019000 80011AA406830101950108 800140A40683010A950108
ALWAYS	ADM 1	NEVER	ADM 1	ADM 1	ADM 1	10	8001019000 80015AA40683010A950108
ALWAYS	NEVER	NEVER	ADM 1	ADM 1	NEVER	11	8001019000 800118A40683010A950108 8001429700
PIN 1	NEVER	NEVER	NEVER	NEVER	NEVER	12	800101A406830101950108 80015A9700
PIN 1	PIN 1	NEVER	PIN 1	ADM 1	ADM 1	13	800113A406830101950108 800148A40683010A950108
MF/ADF/DF Access Conditions							
Delete self	Terminate	Activate	Deactivate	Create DF	Create EF		
ADM 1	NEVER	ADM 1	ADM 1	ADM 1	ADM 1	14	80015EA40683010A950108
NOTE 1: PIN2 refers to local PIN1 NOTE 2: No access conditions are defined for Resize. Therefore, access condition for Resize is set by default to "NEVER". If ADM1 access condition is required for Resize, the following access rule can be used: 84 01 D4 A4 06 83 01 0A 95 01 08							

These access rules may be used by the Profile Creator in order to set the content of EF ARR files.

NOTE: If different access conditions are encoded in the EF_{ARR} files provided in the Profile Package, Profile creator should ensure to provide the modified references for all the files defined in the templates and affected by these modifications.

9.10.1 Mandatory IoT Minimal Profile files

Template OID: {joint-iso-itu-t(2) international-organizations(23) tca(143) euicc-profile(1) template(2) iot(17)}

Ass. Serv.	FID	EF Name	File Type	NB Rec.	File / Rec Size	Access Rules	SFI	Default Value	Content Required	Parameters
	3F00	MF	MF			7				See Note 1
	2F05	EF PL	TR	NA	2	1	05	FF...FF	N	
	2FE2	EF ICCID	TR	NA	10	6		Non-pattern content as per Note 3	N	
	2F00	EF DIR	LF	1	(See Note 4)	5	1E	Non-pattern content as per Note 4	N	
	2F06	EF ARR	LF	8	33	5		Non-pattern content as per Note 7	N	
	2F08	EF UMPC	TR	NA	5	5	08	eUICC Platform dependant	N See Note 6	
	7FF1	ADF USIM	ADF			7				See Note 2 See Note 4
	6F07	EF IMSI	TR	NA	9	2	07		Y	
	6F06	EF ARR See Note 8	LF	X	X	5	17		N	See Note 5
	6F08	EF Keys	TR	NA	33	4	08	07FF...FF	N	
	6F09	EF KeysPS	TR	NA	33	4	09	07FF...FF	N	
	6F31	EF HPPLMN	TR	NA	1	2	12	0A	N	
	6F38	EF UST	TR	NA	17	2	04	000000000100..00	N	
	6F5B	EF START-HFN	TR	NA	6	4	0F	F00000 F00000	N	
	6F5C	EF THRESHOLD	TR	NA	3	2	10	FF FF FF	N	
	6F73	EF PSLOC1	TR	NA	14	4	0C	FF FF FF FF FF FF FF FF FF FF 00 00 FF 01	N	
	6F78	EF ACC	TR	NA	2	2	06		Y	
	6F7B	EF FPLMN	TR	NA	12	4	0D	FF...FF	N	
	6F7E	EF LOC1	TR	NA	11	4	0B	FFFFFFFFFFFFFFFF0000 FF 01	N	
	6FAD	EF AD	TR	NA	4	5	03	00 00 00 02	N	
	6FB7	EF ECC	LF	1	4	5	01	FF...FF	N	
	6FC4	EF NETPAR	TR	NA	128	4		FF...FF	N	

Note 1: The default value of pinStatusTemplateDO is '010A'.

Note 2: The default value of pinStatusTemplateDO is '01810A'.

Note 3: The default content of this file is the value provided in Profile Header PE (correctly formatted).

Note 4: The default AID shall be set by concatenating the default RID ('A000000087') with the PIX supplied in the Profile header. The resulting length of the AID will be between 12 and 16 bytes. The default content and the length of the EF DIR shall be set accordingly.
 Note 5: By default, eUICC sets a linkPath to '2F06'.
 Note 6: During the creation of EF UMPC, the eUICC may ignore any modification provided by the Profile or by the MF template, including attributes (e.g. Access rules, size), except for the content of the second byte.
 Note 7: The default content of this file is described in 9.10.3.
 Note 8: This file is under the ADF USIM and is named `ef-arr-usim` in the ASN.1 code.

Files with high update activity in this template are: EF Keys, EF KeysPS, EF START-HFN, EF PSLOCi, EF LOCi and EF NETPAR.

9.10.2 Optional IoT Minimal Profile files

This Template is a "Not created by default" type template. This template shall be supported by the eUICCs supporting the IoT minimal Profile.

Template OID: {joint-iso-itu-t(2) international-organizations(23) tca(143) euicc-profile(1) template(2) opt-iot(18)}

Ass. Serv.	FID	EF Name	File Type	NB Rec.	File / Rec Size	Access Rules	SFI	Default Value	Content Required	Parameters
Under ADF-USIM:										
2 or 89	6F3B	EF FDN	LF	20	26	8		FF...FF	N	
10	6F3C	EF SMS	LF	10	176	4		00 FF...FF	N	
12	6F42	EF SMSP	LF	1	38	4		FF...FF	N	
10	6F43	EF SMSS	TR	NA	2	4		FF FF	N	
19	6F46	EF SPN	TR	NA	17	5			Y	
2,6,34 or 35	6F56	EF EST	TR	NA	1	8	05		Y	
42	6F61	EF OPLMNwAcT	TR	NA	40	2	11	Repeat FFFFFFF000	N	
43	6F62	EF HPLMNwAcT	TR	NA	5	2	13	Repeat FFFFFFF000	N	
71	6FD9	EF EHPLMN	TR	NA	15	2	1D	FF...FF	N	
85	6FE3	EF EPSLOCi	TR	NA	18	4	1E	FFFFFFFFFFFFFFFFFFFFFFFF FFFFFFF000 01	N	
85	6FE4	EF EPSNSC	LF	1	80	4	18	FF...FF	N	
	5FC0	DF 5GS	DF			7				See Note 1
122	4F01	EF 5GS3GPPLOCi	TR	NA	20	4	01	FFFFFFFFFFFFFFFFFFFFFFFFFFFFFFFF FFFFFFF00000001	N	
122	4F02	EF 5GS3GPPLOCi	TR	NA	20	4	02	FFFFFFFFFFFFFFFFFFFFFFFFFFFFFFFF FFFFFFF00000001	N	
122 and 136 (See note 2)	4F03	EF 5GS3GPPNSC	LF	2	62	4	03	FF..FF	N	

122 and 136 (See note 2)	4F04	EF 5GSN3GPPNSC	LF	2	62	4	04	FF..FF	N	
123	4F05	EF 5GAUTHKEYS	TR	NA	110	4	05	FF..FF	N	
126	4F06	EF UAC_AIC	TR	NA	4	2	06		Y	
124	4F07	EF SUCI_Calc_Info	TR	NA	44	2	07	FF..FF	N	
129	4F08	EF OPL5G	LF	1	10	5	08	FF..FF	N	
130	4F09	EF SUPINAI	TR	NA	20	2	09		Y	
124	4F0A	EF Routing_Indicator	TR	NA	4	2	0A	F0FF0000	N	
132	4F0B	EF URSP	BER-TLV	NA	200	2		No TLV	N	
135	4F0C	EF TN3GPPSNN	TR	NA	1	2	0C	00	N	
	5FD0	DF SAIP	DF			7				See Note 1
125	4F01	EF SUCI_Calc_Info_USIM	TR	NA	44	3		FF..FF	N	
Note 1: The default value of pinStatusTemplateDO is '010A'. Note 2: If Service n°136 is not "available" in EF UST, the Profile Creator shall ensure that these files shall contain one record; otherwise, they shall contain 2 records.										

Files with high update activity in this template are: EF EPSLOCI, EF EPSNSC, EF 5GS3GPPLOCI, EF 5GSN3GPPLOCI, EF 5GS3GPPNSC, EF 5GSN3GPPNSC and EF 5GAUTHKEYS.

9.10.3 IoT Minimal Profile Access Rules Definition

The following table lists the access rules used by the different IoT minimal Profile templates defined in 9.10.

File Access Conditions						Access Rules	Values
Read	Update	Incr.	Act.	Deact.	Delete		
ALWAYS	PIN 1	NEVER	ADM 1	ADM 1	ADM 1	1	8001019000 800102A406830101950108 800158A40683010A950108
PIN 1	ADM 1	NEVER	ADM 1	ADM 1	ADM 1	2	800101A406830101950108 80015AA40683010A950108
ADM 1	ADM 1	NEVER	ADM 1	ADM 1	ADM 1	3	80015BA40683010A950108
PIN 1	PIN 1	NEVER	ADM 1	ADM 1	ADM 1	4	800103A406830101950108 800158A40683010A950108
ALWAYS	ADM 1	NEVER	ADM 1	ADM 1	ADM 1	5	8001019000 80015AA40683010A950108
ALWAYS	NEVER	NEVER	ADM 1	ADM 1	NEVER	6	8001019000 800118A40683010A950108 8001429700

PIN 1	PIN 2 (See note 1)	NEVER	ADM 1	ADM 1	ADM 1	8	800101A406830101950108 800102A406830181950108 800158A40683010A950108
MF/ADF/DF Access Conditions							
Delete self	Terminate	Activate	Deactivate	Create DF	Create EF		
ADM 1	NEVER	ADM 1	ADM 1	ADM 1	ADM 1	7	80015EA40683010A950108
NOTE 1: PIN2 refers to local PIN1							

The default content of EF-ARR '2F06' in 9.10.1 is made up of the access rules listed in the table above, truncated or padded with "FF...FF" as required according to the number of records and record size. The Profile Creator may overwrite/alter the default content or add additional EF-ARR records using the fillPattern, repeatPattern, fillFileOffset and/or fillFileContent parameters, as illustrated in the examples below.

9.10.3.1 Example 1: Alter default Access Rule

In this example extract from a Profile Package, default Access Rule 2 is updated so that the Activate file access condition is changed from ADM1 to PIN1.

```
ef-arr {
-- 8 records, record length: 33 bytes (default)
-- Access Rule 2 changed to 800111A406830101950108 80014AA40683010A950108
    fillFileOffset : 35,
    fillFileContent : '11'H,
    fillFileOffset : 10,
    fillFileContent : '4A'H
}
```

9.10.3.2 Example 2: Add additional Access Rule

In this example extract from a Profile Package, record size and number is increased and Access Rule 9 is added to the default content.

```
ef-arr {
    fileDescriptor : {
-- 9 records, record length: 37 bytes
        fileDescriptor '42210025'H,
        efFileSize '014D'H
    },
-- Access Rule 9 added: [Read, Update, Increase: PIN1][Deactivate, Activate, Delete: ADM1]
    fillFileOffset : 296,
    fillFileContent : '800103A406830101950108800158A40683010A950108840132A406830101950108'H
}
```

9.10.3.3 Example 3: Overwrite all default Access Rules

In this example extract from a Profile Package, the entire default EF-ARR content is overwritten.

```
ef-arr {
  fileDescriptor : {
-- 6 records, record length: 37 bytes
    fileDescriptor '42210025'H,
    efFileSize '00DE'H,
    proprietaryEFInfo {
-- Overwrite all default content with "FF...FF"
      fillPattern 'FF'H
    }
  },
  fillFileContent : '8001019000800102A406830101950108800158A40683010A950108'H,
  fillFileOffset : 10,
  fillFileContent : '800101A40683010195010880015AA40683010A950108'H,
  fillFileOffset : 15,
  fillFileContent : '80015BA40683010A950108'H,
  fillFileOffset : 26,
  fillFileContent : '800101900080015A9700'H,
  fillFileOffset : 27,
  fillFileContent : '800103A406830101950108800158A40683010A950108'H,
  fillFileOffset : 15,
  fillFileContent : '800111A40683010195010880014AA40683010A950108'H
}
```

9.11 SSIM

This Template is a "Created by default" type template. This template shall be supported by the eUICCs supporting the SSIM application.

Template OID: {joint-iso-itu-t(2) international-organizations(23) tca(143) euicc-profile(1) template(2) ssim(19)}

Ass. Serv.	FID	EF Name	File Type	NB Rec.	File / Rec Size	Access Rules	SFI	Default Value	Content Required	Parameters
	XXXX	ADF SSIM	ADF			14				AID, Temporary FID, pinStatusTemplateDO
	6F06	EF ARR	LF	X	X	10	06		Y	Record size, File size

[illegible]

10. ANNEX B (Normative): List of OIDs

All the OIDs used in this specification are located under the Trusted Connectivity Alliance branch dedicated for this specification:

```
{joint-iso-itu-t(2) international-organizations(23) tca(143) euicc-profile(1) }
```

The table below lists the OIDs currently assigned:

ASN.1 Notation	Dot Notation	Comments
{joint-iso-itu-t(2) international-organizations(23) tca(143) euicc-profile(1) spec-version(1) version-two(2) }	2.23.143.1.1.2	Specification version
{joint-iso-itu-t(2) international-organizations(23) tca(143) euicc-profile(1) template(2) mf(1) }	2.23.143.1.2.1	MF system template
{joint-iso-itu-t(2) international-organizations(23) tca(143) euicc-profile(1) template(2) cd(2) }	2.23.143.1.2.2	DF CD file system template
{joint-iso-itu-t(2) international-organizations(23) tca(143) euicc-profile(1) template(2) telecom(3) }	2.23.143.1.2.3	DF TELECOM file system template
{joint-iso-itu-t(2) international-organizations(23) tca(143) euicc-profile(1) template(2) telecom(3) version2(2) }	2.23.143.1.2.3.2	DF TELECOM file system template version 2
{joint-iso-itu-t(2) international-organizations(23) tca(143) euicc-profile(1) template(2) telecom(3) version3(3) }	2.23.143.1.2.3.3	DF TELECOM file system template version 3
{joint-iso-itu-t(2) international-organizations(23) simalliance(143) euicc-profile(1) template(2) usim(4) }	2.23.143.1.2.4	ADF USIM "created by default" file system template
{joint-iso-itu-t(2) international-organizations(23) tca(143) euicc-profile(1) template(2) usim(4) version2(2) }	2.23.143.1.2.4.2	ADF USIM "created by default" file system template version 2
{joint-iso-itu-t(2) international-organizations(23) tca(143) euicc-profile(1) template(2) opt-usim(5) }	2.23.143.1.2.5	ADF USIM "not created by default" file system template
{joint-iso-itu-t(2) international-organizations(23) tca(143) euicc-profile(1) template(2) opt-usim(5) version2(2) }	2.23.143.1.2.5.2	ADF USIM "not created by default" file system template version 2
{joint-iso-itu-t(2) international-organizations(23) tca(143) euicc-profile(1) template(2) opt-usim(5) version3(3) }	2.23.143.1.2.5.3	ADF USIM "not created by default" file system template version 3
{joint-iso-itu-t(2) international-organizations(23) tca(143) euicc-profile(1) template(2) opt-usim(5) version4(4) }	2.23.143.1.2.5.4	ADF USIM "not created by default" file system template version 4
{joint-iso-itu-t(2) international-organizations(23) tca(143) euicc-profile(1) template(2) phonebook(6) }	2.23.143.1.2.6	DF PHONEBOOK under ADF USIM file system template

{joint-iso-itu-t(2) international-organizations(23) tca(143) euicc-profile(1) template(2) gsm-access(7)}	2.23.143.1.2.7	DF GSM-ACCESS under ADF USIM file system template
{joint-iso-itu-t(2) international-organizations(23) tca(143) euicc-profile(1) template(2) isim(8)}	2.23.143.1.2.8	ADF ISIM "created by default" file system template
{joint-iso-itu-t(2) international-organizations(23) tca(143) euicc-profile(1) template(2) opt-isim(9)}	2.23.143.1.2.9	ADF ISIM "not created by default" file system template
{joint-iso-itu-t(2) international-organizations(23) tca(143) euicc-profile(1) template(2) opt-isim(9) version2(2)}	2.23.143.1.2.9.2	ADF ISIM "not created by default" file system template version 2
{joint-iso-itu-t(2) international-organizations(23) tca(143) euicc-profile(1) template(2) opt-isim(9) version3(3)}	2.23.143.1.2.9.3	ADF ISIM "not created by default" file system template version 3
{joint-iso-itu-t(2) international-organizations(23) tca(143) euicc-profile(1) template(2) csim(10)}	2.23.143.1.2.10	ADF CSIM "created by default" file system template
{joint-iso-itu-t(2) international-organizations(23) tca(143) euicc-profile(1) template(2) csim(10) version2(2)}	2.23.143.1.2.10.2	ADF CSIM "created by default" file system template version 2
{joint-iso-itu-t(2) international-organizations(23) tca(143) euicc-profile(1) template(2) opt-csim(11)}	2.23.143.1.2.11	ADF CSIM "not created by default" file system template
{joint-iso-itu-t(2) international-organizations(23) tca(143) euicc-profile(1) template(2) opt-csim(11) version2(2)}	2.23.143.1.2.11.2	ADF CSIM "not created by default" file system template version 2
{joint-iso-itu-t(2) international-organizations(23) tca(143) euicc-profile(1) template(2) eap(12)}	2.23.143.1.2.12	DF EAP file system template
{joint-iso-itu-t(2) international-organizations(23) tca(143) euicc-profile(1) template(2) df-5gs(13)}	2.23.143.1.2.13	DF 5GS file system template
{joint-iso-itu-t(2) international-organizations(23) tca(143) euicc-profile(1) template(2) df-5gs(13) version2(2)}	2.23.143.1.2.13.2	DF 5GS file system template version 2
{joint-iso-itu-t(2) international-organizations(23) tca(143) euicc-profile(1) template(2) df-5gs(13) version3(3)}	2.23.143.1.2.13.3	DF 5GS file system template version 3
{joint-iso-itu-t(2) international-organizations(23) tca(143) euicc-profile(1) template(2) df-5gs(13) version4(4)}	2.23.143.1.2.13.4	DF 5GS file system template version 4
{joint-iso-itu-t(2) international-organizations(23) tca(143) euicc-profile(1) template(2) df-saip(14)}	2.23.143.1.2.14	DF SAIP file system template
{joint-iso-itu-t(2) international-organizations(23) tca(143) euicc-profile(1) template(2) df-snpn(15)}	2.23.143.1.2.15	DF SNPN file system template
{joint-iso-itu-t(2) international-organizations(23) tca(143) euicc-profile(1) template(2) df-snpn(15) version2(2)}	2.23.143.1.2.15.2	DF SNPN file system template version 2

{joint-iso-itu-t(2) international-organizations(23) tca(143) euicc-profile(1) template(2) df-5gprose(16)}	2.23.143.1.2.16	DF 5G ProSe file system template
{joint-iso-itu-t(2) international-organizations(23) tca(143) euicc-profile(1) template(2) df-5gprose(16) version2(2)}	2.23.143.1.2.16.2	DF 5G ProSe file system template version 2
{joint-iso-itu-t(2) international-organizations(23) tca(143) euicc-profile(1) template(2) iot(17)}	2.23.143.1.2.17	IoT "created by default" file system template
{joint-iso-itu-t(2) international-organizations(23) tca(143) euicc-profile(1) template(2) opt-iot(18)}	2.23.143.1.2.18	IoT "not created by default" file system template
{joint-iso-itu-t(2) international-organizations(23) tca(143) euicc-profile(1) template(2) ssim(19)}	2.23.143.1.2.19	ADF SSIM file system template

11. ANNEX C (Informative): Example of Full Profile Package

11.1 Example of Full Profile Package structure

The following example shows a typical structure of a Full Profile Package containing a USIM application and a supplementary SD containing an application.

Profile Element	Comments
ProfileHeader	
PE-MF	
PE-PUKCodes	Only one set of PUK codes exist in a Profile Package
PE-PINCodes	Creates the Global PIN codes
PE-TELECOM	
PE-GenericFileManagement	To be repeated in order to create the files required in the DF Phonebook under DF Telecom
PE-USIM	Creates a USIM ADF and the associated files
PE-OPT-USIM	
PE-PINCodes	Creates the local PIN code structure at the USIM ADF level
PE-PHONEBOOK	Creates DF PHONEBOOK under USIM ADF
PE-GenericFileManagement	To be repeated in order to create additional files required in the ADF USIM
PE-GSM-ACCESS	
PE-DF-5GS	
PE-DF-SAIP	
PE-AKAParameter	Sets the AKA parameters related to the previously created USIM
PE-SecurityDomain	Creates the MNO-SD
PE-SecurityDomain	Creates a SSD
PE-Application	Loads a USAT application
PE-Application	Loads an application in the SSD
PE-RFM	Sets the RFM parameters for the Profile
PE-End	End of the Profile Package

11.2 Example of Full Profile Package content

11.2.1 Overview

Here is a sample of a Full Profile Package content that can be used during the testing of the Profile download process. Testing the Profile Package interpreter implementation in the eUICC is conducted by using the proper test specification.

This Profile, defined in the following chapters, contains the following Components:

- MF and USIM ADF
- PIN and PUK codes
- NAA using Milenage algorithm
- MNO-SD supporting SCP80 with AES keys
- SSD supporting SCP80 with AES keys
- An application instantiated in the MNO SD
- An application instantiated in the SSD
- RFM application

The parameters below have been chosen to personalize the Profile:

- Profile type: "TCA Sample Profile"

- ICCID: '89019990001234567893'
- IMSI: 234101943787656
- MNO-SD AID / TAR: 'A000000151000000' / 'B20100'
- UICC RFM application AID / TAR: 'A00000055910100001' / 'B00000'
- USIM RFM application AID / TAR: ' A00000055910100002' / 'B00020'
- Executable Load File AID for SD: 'A0000001515350'
- Executable Module AID for SD: 'A000000151535041'
- SSD AID / TAR: 'A00000055910100102736456616C7565' / '6C7565'
- All access rules are defined in chapter 9.9.

11.2.2 Profile HEADER

ASN.1 Format	DER TLV encoding
<pre>headerValue ProfileElement ::= header : { major-version 3, minor-version 4, profileType "TCA Sample Profile", iccid '89019990001234567893'H, eUICC-Mandatory-services { usim NULL, milenage NULL, javacard NULL }, eUICC-Mandatory-GFSTEList { { 2 23 143 1 2 1 }, --oid-MF { 2 23 143 1 2 4 2 } --oid-USIM V2 } }</pre>	<pre>A0 41 80 01 03 81 01 04 82 12 5443412053616D706C652050726F666696C65 83 0A 89019990001234567893 A5 06 81 00 84 00 8B 00 A6 11 06 06 67810F010201 06 07 67810F01020402</pre>

11.2.3 PE MF (Using Template)

ASN.1 Format	DER TLV encoding
<pre>mfVal ProfileElement ::= mf : { mf-header { mandated NULL, identification 1 }, templateID { 2 23 143 1 2 1 }, mf { fileDescriptor : { pinStatusTemplateDO '01020A'H } }, ef-pl { fileDescriptor : { -- EF PL modified to use Access Rule 15 within EF_ARR securityAttributesReferenced '0F'H } }, ef-iccid { -- swapped ICCID: 98109909002143658739 fillFileContent : '98109909002143658739'H }, ef-dir { fileDescriptor : { -- Shareable Linear Fixed File -- 4 records, record length: 38 bytes fileDescriptor '42210026'H, efFileSize '98'H } }</pre>	<pre>B0 8201F8 A0 05 80 00 81 01 01 81 06 67810F010201 A2 07 A1 05 C6 03 01020A A3 05 A1 03 8B 01 0F A4 0C 83 0A 98109909002143658739 A5 27 A1 09 82 04 42210026 80 01 98</pre>

```

    },
    -- USIM AID: A0000000871002FF33FF018900000100
    fillFileContent : '61184F10A0000000871002FF33FF01890000010050045553494D'H
  },
  ef-arr {
    fileDescriptor : {
      -- Shareable Linear Fixed File
      -- 15 records, record length: 37 bytes
      -- ARR created with content recommended in Annex A (Section 9.9) plus one
      additional record for use with EF_PL
      fileDescriptor '42210025'H,
      efFileSize '022B'H
    },
    fillFileContent :
      '8001019000800102A406830101950108800158A40683010A950108'H,
      fillFileOffset : 10,
      fillFileContent : '800101A40683010195010880015AA40683010A950108'H,
      fillFileOffset : 15,
      fillFileContent : '80015BA40683010A950108'H,
      fillFileOffset : 26,
      fillFileContent : '800101900080015A9700'H,
      fillFileOffset : 27,
      fillFileContent : '800103A406830101950108800158A40683010A950108'H,
      fillFileOffset : 15,
      fillFileContent : '800111A40683010195010880014AA40683010A950108'H,
      fillFileOffset : 15,
      fillFileContent :
        '800103A406830101950108800158A40683010A950108840132A406830101950108'H,
        fillFileOffset : 4,
        fillFileContent :
          '800101A406830101950108800102A406830181950108800158A40683010A950108'H,
          fillFileOffset : 4,
          fillFileContent :
            '800101900080011AA406830101950108800140A40683010A950108'H,
            fillFileOffset : 10,
            fillFileContent : '800101900080015AA40683010A950108'H,
            fillFileOffset : 21,
            fillFileContent : '8001019000800118A40683010A9501088001429700'H,
            fillFileOffset : 16,
            fillFileContent : '800101A40683010195010880015A9700'H,
            fillFileOffset : 21,
            fillFileContent : '800113A406830101950108800148A40683010A950108'H,
            fillFileOffset : 15,
            fillFileContent : '80015EA40683010A950108'H,
            fillFileOffset : 26,
            -- Rule 15: [Read: Always][Update/CreateEF: PIN Appl 1|PIN Appl
            2][Deactivate, Activate, DeleteSelf: ADM1]
            fillFileContent :
              '8001019000800102A010A406830101950108A406830102950108800158A40683010A950108'H
          }
    }
  }
}

```

```

83 1A 61184F10A0000000871002FF33FF01890000010050045553494D

A6 82019E
A1 0A

82 04 42210025
80 02 022B

83 1B 8001019000800102A406830101950108800158A40683010A950108
82 01 0A
83 16 800101A40683010195010880015AA40683010A950108
82 01 0F
83 0B 80015BA40683010A950108
82 01 1A
83 0A 800101900080015A9700
82 01 1B
83 16 800103A406830101950108800158A40683010A950108
82 01 0F
83 16 800111A40683010195010880014AA40683010A950108
82 01 0F
83 21
800103A406830101950108800158A40683010A950108840132A406830101950108
82 01 04
83 21
800101A406830101950108800102A406830181950108800158A40683010A950108
82 01 04

83 1B 800101900080011AA406830101950108800140A40683010A950108
82 01 0A
83 10 800101900080015AA40683010A950108
82 01 15
83 15 8001019000800118A40683010A9501088001429700
82 01 10
83 10 800101A40683010195010880015A9700
82 01 15
83 16 800113A406830101950108800148A40683010A950108
82 01 0F
83 0B 80015EA40683010A950108
82 01 1A

83 25
8001019000800102A010A406830101950108A406830102950108800158A40683010A950108

```

11.2.4 PE MF (Using Generic File Management)

This is an alternative method used for creating the MF file system. Only one method shall be present in a real Profile Package.

ASN.1 Format	DER TLV encoding
<pre> altMFVal ProfileElement ::= genericFileManagement : { gfm-header { mandated NULL, identification 1 }, fileManagementCMD { { -- create MF createFCP : { fileDescriptor '7821'H, fileID '3F00'H, securityAttributesReferenced '0E'H, pinStatusTemplateDO '01020A'H }, -- create PL createFCP : { fileDescriptor '4121'H, fileID '2F05'H, securityAttributesReferenced '0F'H, efFileSize '03'H, shortEFID '28'H }, -- create ICCID createFCP : { fileDescriptor '4121'H, fileID '2FE2'H, securityAttributesReferenced '0B'H, efFileSize '0A'H }, -- swapped ICCID: 98109909002143658739 fillFileContent : '98109909002143658739'H, -- create DIR -- Shareable Linear Fixed File -- 4 records, record length: 38 bytes createFCP : { fileDescriptor '42210026'H, fileID '2F00'H, securityAttributesReferenced '0A'H, efFileSize '98'H, shortEFID 'F0'H }, -- USIM AID: A0000000871002FF33FF018900000100 fillFileContent : '61184F10A0000000871002FF33FF01890000010050045553494D'H, -- create ARR createFCP : { </pre>	<pre> A1 820236 A0 05 80 00 81 01 01 A1 82022B 30 820227 62 10 82 02 7821 83 02 3F00 8B 01 0E C6 03 01020A 62 11 82 02 4121 83 02 2F05 8B 01 0F 80 01 03 88 01 28 62 0E 82 02 4121 83 02 2FE2 8B 01 0B 80 01 0A 81 0A 98109909002143658739 62 13 82 04 42210026 83 02 2F00 8B 01 0A 80 01 98 88 01 F0 81 1A 61184F10A0000000871002FF33FF01890000010050045553494D </pre>

```
-- Shareable Linear Fixed File
-- 15 records, record length: 37 bytes
    fileDescriptor '42210025'H,
    fileID '2F06'H,
    securityAttributesReferenced '0A'H,
    efFileSize '022B'H
  },
  fillFileContent :
'8001019000800102A406830101950108800158A40683010A950108'H,
  fillFileOffset : 10,
  fillFileContent : '800101A40683010195010880015AA40683010A950108'H,
  fillFileOffset : 15,
  fillFileContent : '80015BA40683010A950108'H,
  fillFileOffset : 26,
  fillFileContent : '800101900080015A9700'H,
  fillFileOffset : 27,
  fillFileContent : '800103A406830101950108800158A40683010A950108'H,
  fillFileOffset : 15,
  fillFileContent : '800111A40683010195010880014AA40683010A950108'H,
  fillFileOffset : 15,
  fillFileContent :
'800103A406830101950108800158A40683010A950108840132A406830101950108'H,
  fillFileOffset : 4,
  fillFileContent :
'800101A406830101950108800102A406830181950108800158A40683010A950108'H,
  fillFileOffset : 4,
  fillFileContent :
'800101900080011AA406830101950108800140A40683010A950108'H,
  fillFileOffset : 10,
  fillFileContent : '800101900080015AA40683010A950108'H,
  fillFileOffset : 21,
  fillFileContent : '8001019000800118A40683010A9501088001429700'H,
  fillFileOffset : 16,
  fillFileContent : '800101A40683010195010880015A9700'H,
  fillFileOffset : 21,
  fillFileContent : '800113A406830101950108800148A40683010A950108'H,
  fillFileOffset : 15,
  fillFileContent : '80015EA40683010A950108'H,
  fillFileOffset : 26,
-- Rule 15: [Read: Always][Update/CreateEF: PIN Appl 1|PIN Appl 2][Deactivate,
Activate, DeleteSelf: ADM1]
  fillFileContent :
'8001019000800102A010A406830101950108A406830102950108800158A40683010A950108'H,
-- create UMPC
  createFCP : {
    fileDescriptor '4121'H,
    fileID '2F08'H,
    securityAttributesReferenced '0A'H,
    efFileSize '05'H
  }
}
}
```

62 11

```
82 04 42210025
83 02 2F06
8B 01 0A
80 02 022B
```

```
81 1B 8001019000800102A406830101950108800158A40683010A950108
02 01 0A
81 16 800101A40683010195010880015AA40683010A950108
02 01 0F
81 0B 80015BA40683010A950108
02 01 1A
81 0A 800101900080015A9700
02 01 1B
81 16 800103A406830101950108800158A40683010A950108
02 01 0F
81 16 800111A40683010195010880014AA40683010A950108
02 01 0F
81 21
```

```
800103A406830101950108800158A40683010A950108840132A406830101950108
02 01 04
```

```
81 21
800101A406830101950108800102A406830181950108800158A40683010A950108
02 01 04
```

```
81 1B 800101900080011AA406830101950108800140A40683010A950108
02 01 0A
81 10 800101900080015AA40683010A950108
02 01 15
81 15 8001019000800118A40683010A9501088001429700
02 01 10
81 10 800101A40683010195010880015A9700
02 01 15
81 16 800113A406830101950108800148A40683010A950108
02 01 0F
81 0B 80015EA40683010A950108
02 01 1A
```

81 25

```
8001019000800102A010A406830101950108A406830102950108800158A40683010A950108
```

```
62 0E
82 02 4121
83 02 2F08
8B 01 0A
80 01 05
```

```
}

```

11.2.5 PE PUK

ASN.1 Format	DER TLV encoding
<pre> pukVal ProfileElement ::= pukCodes : { puk-Header { mandated NULL, identification 2 }, pukCodes { { keyReference pukAppl1, -- PUK = 00000000 pukValue '3030303030303030'H, -- maxNumOfAttempts:9, retryNumLeft:9 maxNumOfAttempts-retryNumLeft 153 }, { keyReference pukAppl2, -- PUK = 12345678 pukValue '3132333435363738'H }, { keyReference secondPUKAppl1, -- PUK = 12345678 pukValue '3132333435363738'H, -- maxNumOfAttempts:8, retryNumLeft:8 maxNumOfAttempts-retryNumLeft 136 } } } </pre>	<pre> A3 3F A0 05 80 00 81 01 02 A1 36 30 11 80 01 01 81 08 3030303030303030 82 02 0099 30 0D 80 01 02 81 08 3132333435363738 30 12 80 02 0081 81 08 3132333435363738 82 02 0088 </pre>

11.2.6 PE PIN

ASN.1 Format	DER TLV encoding
<pre> pinVal ProfileElement ::= pinCodes : { pin-Header { mandated NULL, identification 3 }, pinCodes pinconfig : { { keyReference pinAppl1, -- PIN = 1234 pinValue '31323334FFFFFFFF'H, unblockingPINReference pukAppl1 } } } </pre>	<pre> A2 41 A0 05 80 00 81 01 03 A1 38 A0 36 30 10 80 01 01 81 08 31323334FFFFFFFF 82 01 01 </pre>

<pre> }, { keyReference pinAppl2, -- PIN = 0000 pinValue '30303030FFFFFFFF'H, unblockingPINReference pukAppl2 }, { keyReference adm1, -- PIN = 5678 pinValue '35363738FFFFFFFF'H, pinAttributes 1 } } } </pre>	<pre> 30 10 80 01 02 81 08 30303030FFFFFFFF 82 01 02 30 10 80 01 0A 81 08 35363738FFFFFFFF 83 01 01 </pre>
--	---

11.2.7 PE USIM (Using Template)

ASN.1 Format	DER TLV encoding
<pre> usimValue ProfileElement ::= usim : { usim-header { mandated NULL, identification 4 }, templateID { 2 23 143 1 2 4 2}, adf-usim { fileDescriptor : { fileID '7FF1'H, dfName 'A0000000871002FF33FF018900000100'H, pinStatusTemplateDO '01810A'H } }, ef-imsi { -- numerical format: 234101943787656 fillFileContent : '082943019134876765'H }, ef-arr { fileDescriptor : { linkPath '2F06'H } }, ef-ust { -- Service Dialling Numbers, Short Message Storage,... -- Subscription identifier privacy support and -- SUCI calculation by the USIM fillFileContent : '0A2E148CE732040000000000000000001800'H }, ef-spn { -- ASCII format: "TCA" fillFileContent : '02544341'H } } </pre>	<pre> B3 74 A0 05 80 00 81 01 04 81 07 67810F01020402 A2 1D A1 1B 83 02 7FF1 84 10 A0000000871002FF33FF018900000100 C6 03 01810A A3 0B 83 09 082943019134876765 A4 06 A1 04 C7 02 2F06 A8 13 83 11 0A2E148CE732040000000000000000001800 AD 06 83 04 02544341 </pre>

<pre> }, ef-est { -- Services deactivated fillFileContent : '00'H }, ef-acc { -- Access class 2 fillFileContent : '0040'H }, ef-ecc { -- Emergency Call Code 911 fillFileContent : '19F1FF01'H } } </pre>	<pre> AE 03 83 01 00 B2 04 83 02 0040 B6 06 83 04 19F1FF01 </pre>
---	---

11.2.8 PE USIM (Using Generic File Management)

This is an alternative method used for creating the USIM file system. Only one method shall be present in a real Profile Package.

ASN.1 Format	DER TLV encoding
<pre> altUsimValue ProfileElement ::= genericFileManagement : { gfm-header { mandated NULL, identification 4 }, fileManagementCMD { { -- ADF_USIM createFCP : { fileDescriptor '7821'H, fileID '7FF1'H, dfName 'A0000000871002FF33FF0189000000100'H, securityAttributesReferenced '0A'H, pinStatusTemplateDO '01810A'H }, -- EF_IMSI createFCP : { fileDescriptor '4121'H, fileID '6F07'H, securityAttributesReferenced '02'H, efFileSize '09'H, shortEFID '38'H }, -- provide content for EF_IMSI -- numerical format: 234101943787656 fillFileContent : '082943019134876765'H, -- EF_ARR Link createFCP : { </pre>	<pre> A1 82029A A0 05 80 00 81 01 04 A1 82028F 30 82028B 62 22 82 02 7821 83 02 7FF1 84 10 A0000000871002FF33FF0189000000100 8B 01 0A C6 03 01810A 62 11 82 02 4121 83 02 6F07 8B 01 02 80 01 09 88 01 38 81 09 082943019134876765 62 14 </pre>

<pre> fileDescriptor '42210025'H, fileID '6F06'H, securityAttributesReferenced '0A'H, shortEFID 'B8'H, linkPath '2F06'H }, -- EF_Keys createFCP : { fileDescriptor '4121'H, fileID '6F08'H, securityAttributesReferenced '05'H, efFileSize '21'H, shortEFID '40'H, proprietaryEFInfo { specialFileInformation '80'H, fillPattern '07FF'H } }, -- EF_KeysPS createFCP : { fileDescriptor '4121'H, fileID '6F09'H, securityAttributesReferenced '05'H, efFileSize '21'H, shortEFID '48'H, proprietaryEFInfo { specialFileInformation '80'H, fillPattern '07FF'H } }, -- EF_HPPLMN createFCP : { fileDescriptor '4121'H, fileID '6F31'H, securityAttributesReferenced '02'H, efFileSize '01'H, shortEFID '90'H, proprietaryEFInfo { -- specialFileInformation with Default value specialFileInformation '00'H, fillPattern '0A'H } }, -- EF_UST createFCP : { fileDescriptor '4121'H, fileID '6F38'H, securityAttributesReferenced '02'H, </pre>	<pre> 82 04 42210025 83 02 6F06 8B 01 0A 88 01 B8 C7 02 2F06 62 1A 82 02 4121 83 02 6F08 8B 01 05 80 01 21 88 01 40 A5 07 C0 01 80 C1 02 07FF 62 1A 82 02 4121 83 02 6F09 8B 01 05 80 01 21 88 01 48 A5 07 C0 01 80 C1 02 07FF 62 16 82 02 4121 83 02 6F31 8B 01 02 80 01 01 88 01 90 A5 03 C1 01 0A 62 11 82 02 4121 83 02 6F38 8B 01 02 </pre>
---	--

```

efFileSize '11'H,
shortEFID '20'H
},
-- provide UST settings
-- Service Dialling Numbers, Short Message Storage,...
-- Subscription identifier privacy support and
-- SUCI calculation by the USIM
fillFileContent : '0A2E148CE73204000000000000000000001800'H,

-- EF_FDN
createFCP : {
    fileDescriptor '4221001A'H,
    fileID '6F3B'H,
    securityAttributesReferenced '08'H,
    efFileSize '0208'H,
    shortEFID ''H,
    proprietaryEFInfo {
        fillPattern '00FF'H
    }
},

-- EF_SMS
createFCP : {
    fileDescriptor '422100B0'H,
    fileID '6F3C'H,
    securityAttributesReferenced '05'H,
    efFileSize '06E0'H,
    shortEFID ''H,
    proprietaryEFInfo {
        fillPattern '00FF'H
    }
},

-- EF_SMSP
createFCP : {
    fileDescriptor '42210026'H,
    fileID '6F42'H,
    securityAttributesReferenced '05'H,
    efFileSize '26'H,
    shortEFID ''H
},

-- EF_SMSS
createFCP : {
    fileDescriptor '4121'H,
    fileID '6F43'H,
    securityAttributesReferenced '05'H,
    efFileSize '02'H,
    shortEFID ''H,
    proprietaryEFInfo {
        specialFileInformation '80'H
    }
}

```

[illegible]

```

    },
-- EF_SPN
  createFCP : {
    fileDescriptor '4121'H,
    fileID '6F46'H,
-- provide the full access rule including EF_ARR File ID
    securityAttributesReferenced '6F060A'H,
    efFileSize '11'H,
    shortEFID ''H
  },
  -- ASCII format: "TCA"
  fillFileContent : '02544341'H,

-- EF_EST
  createFCP : {
    fileDescriptor '4121'H,
    fileID '6F56'H,
    securityAttributesReferenced '08'H,
    efFileSize '01'H,
    shortEFID '28'H
  },
  -- EST Services deactivated
  fillFileContent : '00'H,

-- EF_START-HFN
  createFCP : {
    fileDescriptor '4121'H,
    fileID '6F5B'H,
    securityAttributesReferenced '05'H,
    efFileSize '06'H,
    shortEFID '78'H,
    proprietaryEFInfo {
      specialFileInformation '80'H,
-- use of repeat pattern to initialize the content
      repeatPattern 'F00000'H
    }
  },

-- EF_THRESHOLD
  createFCP : {
    fileDescriptor '4121'H,
    fileID '6F5C'H,
    securityAttributesReferenced '02'H,
    efFileSize '03'H,
    shortEFID '80'H,
    proprietaryEFInfo {
      specialFileInformation '80'H
    }
  },

-- EF_PSLOCI

```

```

62 12
  82 02 4121
  83 02 6F46

  8B 03 6F060A
  80 01 11
  88 00

81 04 02544341

62 11
  82 02 4121
  83 02 6F56
  8B 01 08
  80 01 01
  88 01 28

81 01 00

62 1B
  82 02 4121
  83 02 6F5B
  8B 01 05
  80 01 06
  88 01 78
  A5 08
    C0 01 80

  C2 03 F00000

62 16
  82 02 4121
  83 02 6F5C
  8B 01 02
  80 01 03
  88 01 80
  A5 03
    C0 01 80

```

<pre> createFCP : { fileDescriptor '4121'H, fileID '6F73'H, securityAttributesReferenced '05'H, efFileSize '0E'H, shortEFID '60'H, proprietaryEFInfo { specialFileInformation '80'H } }, -- Initialize PSLOCi fillFileOffset : 7, fillFileContent : '00F1100000FF01'H, -- EF_ACC createFCP : { fileDescriptor '4121'H, fileID '6F78'H, securityAttributesReferenced '02'H, efFileSize '02'H, shortEFID '30'H }, -- Provide Content for ACC -- Access class 2 fillFileContent : '0040'H, -- EF_FPLMN createFCP : { fileDescriptor '4121'H, fileID '6F7B'H, securityAttributesReferenced '05'H, efFileSize '0C'H, shortEFID '68'H }, -- EF_LOCI createFCP : { fileDescriptor '4121'H, fileID '6F7E'H, securityAttributesReferenced '05'H, efFileSize '0B'H, shortEFID '58'H, proprietaryEFInfo { specialFileInformation '80'H } }, -- Initialize LOCI fillFileOffset : 7, fillFileContent : '0000FF01'H, -- EF_AD createFCP : { </pre>	<pre> 62 16 82 02 4121 83 02 6F73 8B 01 05 80 01 0E 88 01 60 A5 03 C0 01 80 02 01 07 81 07 00F1100000FF01 62 11 82 02 4121 83 02 6F78 8B 01 02 80 01 02 88 01 30 81 02 0040 62 11 82 02 4121 83 02 6F7B 8B 01 05 80 01 0C 88 01 68 62 16 82 02 4121 83 02 6F7E 8B 01 05 80 01 0B 88 01 58 A5 03 C0 01 80 02 01 07 81 04 0000FF01 62 16 </pre>
--	--

<pre> fileDescriptor '4121'H, fileID '6FAD'H, securityAttributesReferenced '0A'H, efFileSize '04'H, shortEFID '18'H, proprietaryEFInfo { -- use of fillPattern in Combination with fillFileContent (not efficient in this example) fillPattern '00'H } }, -- Initialize AD fillFileOffset : 3, fillFileContent : '02'H, -- EF_ECC createFCP : { fileDescriptor '42210004'H, fileID '6FB7'H, securityAttributesReferenced '0A'H, efFileSize '04'H, shortEFID '08'H }, -- Initialize ECC -- Emergency Call Code 911 fillFileContent : '19F1FF01'H, -- EF_NETPAR createFCP : { fileDescriptor '4121'H, fileID '6FC4'H, securityAttributesReferenced '05'H, efFileSize '80'H, shortEFID ''H, proprietaryEFInfo { specialFileInformation '80'H } }, -- EF_EPSLOCI createFCP : { fileDescriptor '4121'H, fileID '6FE3'H, securityAttributesReferenced '05'H, efFileSize '12'H, shortEFID 'F0'H, proprietaryEFInfo { specialFileInformation '80'H } }, -- Initialize EF_EPSLOCI </pre>	<pre> 82 02 4121 83 02 6FAD 8B 01 0A 80 01 04 88 01 18 A5 03 C1 01 00 02 01 03 81 01 02 62 13 82 04 42210004 83 02 6FB7 8B 01 0A 80 01 04 88 01 08 81 04 19F1FF01 62 15 82 02 4121 83 02 6FC4 8B 01 05 80 01 80 88 00 A5 03 C0 01 80 62 16 82 02 4121 83 02 6FE3 8B 01 05 80 01 12 88 01 F0 A5 03 C0 01 80 </pre>
--	---

<pre> fillFileOffset : 15, fillFileContent : '000001'H, -- EF_EPSNSC createFCP : { fileDescriptor '4121'H, fileID '6FE4'H, securityAttributesReferenced '05'H, efFileSize '50'H, shortEFID 'C0'H, proprietaryEFInfo { specialFileInformation '80'H } } } </pre>	<pre> 02 01 0F 81 03 000001 62 16 82 02 4121 83 02 6FE4 8B 01 05 80 01 50 88 01 C0 A5 03 C0 01 80 </pre>
--	---

11.2.9 PE USIM PIN

ASN.1 Format	DER TLV encoding
<pre> usimPin ProfileElement ::= pinCodes : { -- Local USIM PIN pin-Header { mandated NULL, identification 5 }, pinCodes pinconfig : { { keyReference secondPINAppl1, -- PIN = 1234 pinValue '31323334FFFFFFFF'H, unblockingPINReference secondPUKAppl1, -- PIN is Enabled pinAttributes 1, -- maxNumOfAttempts:2, retryNumLeft:2 maxNumOfAttempts-retryNumLeft 34 } } } </pre>	<pre> A2 25 A0 05 80 00 81 01 05 A1 1C A0 1A 30 18 80 02 0081 81 08 31323334FFFFFFFF 82 02 0081 83 01 01 84 01 22 </pre>

11.2.9A PE 5GS

ASN.1 Format	DER TLV encoding
<pre>-- DF 5GS file system creation using template df5GSValue ProfileElement ::= df-5gs : { df-5gs-header { identification 100 }, templateID { 2 23 143 1 2 13 2 }, df-df-5gs { fileDescriptor : { pinStatusTemplateDO '01810A'H } }, ef-5gs3gpploci { fillFileContent : 'FFFFFFFFFFFFFFFFFFFFFFFF42F61800000001'H }, ef-5gsn3gpploci { fillFileContent : 'FFFFFFFFFFFFFFFFFFFFFFFF42F61800000001'H }, ef-5gs3gppnsc { }, ef-5gsn3gppnsc { }, ef-5gauthkeys { }, ef-uac-aic { fillFileContent : 'FFFFFFF'H }, ef-suci-calc-info { fileDescriptor : { efFileSize '2B'H -- 43 bytes }, fillFileContent : 'A0020101A12580010181205A8D38864820197C3394B92613B20B91633CBD8971 19273BF8E4A6F4EEC0A650'H }, ef-opl5g { fileDescriptor : { efFileSize '32'H -- 50 bytes } }, ef-supinai { fileDescriptor : { efFileSize '14'H -- 20 bytes }, fillFileContent : 'FF'H }, ef-routing-indicator { } }</pre>	<pre>BC 81AF A0 03 81 01 64 81 07 67810F01020D02 A2 07 A1 05 C6 03 01810A A3 16 83 14 FFFFFFFFFFFFFFFFFFFFFFFFFF42F61800000001 A4 16 83 14 FFFFFFFFFFFFFFFFFFFFFFFFFF42F61800000001 A5 00 A6 00 A7 00 A8 06 83 04 FFFFFFFF A9 32 A1 03 80 01 2B 83 2B A0020101A12580010181205A8D38864820197C3394B92613B20B91633CBD897119273BF8E 4A6F4EEC0A650 AA 05 A1 03 80 01 32 AB 1B A1 03 80 01 14 83 14 FFFFFFFFFFFFFFFFFFFFFFFFFF AC 00</pre>

11.2.9B PE SAIP

ASN.1 Format	DER TLV encoding
<pre>-- DF SAIP file system creation using template dfSAIPValue ProfileElement ::= df-saip : { df-saip-header { identification 101 }, templateID { 2 23 143 1 2 14 }, df-df-saip { fileDescriptor : { pinStatusTemplateDO '01810A'H } }, ef-suci-calc-info-usim { fileDescriptor : { efFileSize '2B'H -- 43 bytes }, fillFileContent : 'A0020101A12580010181205A8D38864820197C3394B92613B20B91633CBD8971 19273BF8E4A6F4EEC0A650'H } }</pre>	<pre>BD 4A A0 03 81 01 65 81 06 67810F01020E A2 07 A1 05 C6 03 01810A A3 32 A1 03 80 01 2B 83 2B A0020101A12580010181205A8D38864820197C3394B92613B20B91633CBD897119273BF8E 4A6F4EEC0A650</pre>

11.2.10 NAA Parameters**11.2.10.1. Milenage AKA**

ASN.1 Format	DER TLV encoding
<pre>akaMilenage ProfileElement ::= akaParameter : { aka-header { mandated NULL, identification 6 }, algoConfiguration algoParameter : { algorithmID milenage, algorithmOptions '01'H, -- RES and MAC 64 bits, CK and IK 128 bits key '000102030405060708090A0B0C0D0E0F'H, opc '0102030405060708090A0B0C0D0E0F00'H, rotationConstants uses default: '4000204060'H, xoringConstants uses default: '0000000000000000000000000000000010000000000000020000000000000004 0000000000000008'H, authCounterMax '010203'H } -- sqnOptions uses default: '02'H, i.e. Anonymity key used, SQN wrap around not allowed -- sqnDelta uses default: '000010000000'H</pre>	<pre>A4 3A A0 05 80 00 81 01 06 A1 31 A1 2F 80 01 01 81 01 01 82 10 000102030405060708090A0B0C0D0E0F 83 10 0102030405060708090A0B0C0D0E0F00 86 03 010203</pre>

```
-- sqnAgeLimit  uses default: '000010000000'H
-- sqnInit:      uses default: all bytes zero
}
```

11.2.10.2. CDMA

This example is provided for information but is not intended to be included in a test Profile without the full definition of CDMA application and files.

ASN.1 Format	DER TLV encoding
<pre>cdmaParam ProfileElement ::= cdmaParameter : { cdma-header { mandated NULL, identification 15 }, authenticationKey '0102030405060708'H, ssd '0123456789ABCDEF0123456789ABCDEF'H, --HRDP Access Authentication Value: 0x43484150434841504348415043484150 hrpdAccessAuthenticationData '821A420A821A420A821A420A821A420A80'H, /* Simple IP CHAP SS Parameters: - Value: entry 00: 0x43484150434841504348415043484150 entry 01: 0x44554D4D5944554D4D5944554D4D5944554D4D5944554D4D5944554D4D5944 entry 02: 0x4E4144414E414441 */ simpleIPAuthenticationData '30821A420A821A420A821A420A821A420A80FD11553535651155353565115535 356511553535651155353565115535356510909C8288829C828882'H, /* Mobile IP SS Parameters: - Value: entry 00: - MN-AAA-SS: 0x31323334353637383930313233343536 - MN-HA-SS: 0x30303131323233333434353536363737 entry 01: - MN-AAA-SS: 0x44554D4D5944554D4D5944554D4D5944554D4D5944554D4D5944554D4D5944 - MN-HA-SS: 0x4E4144414E414441 entry 02: - MN-AAA-SS: 0x4E4144414E414441 - MN-HA-SS: 0x44554D4D5944554D4D5944554D4D5944554D4D5944554D4D5944554D4D5944 */ mobileIPAuthenticationData '3081899199A1A9B1B9C1C981899199A1A9B40C0C0C4C4C8C8CCCCD0D0D4D4D8D 8DCDC7E88AA9A9AB288AA9A9AB288AA9A9AB288AA9A9AB288AA9A9AB288AA9A9A B28884E4144414E414441242720A220A720A220FD115535356511553535651155 35356511553535651155353565115535356510'H</pre>	<pre>A5 81 E9 A0 05 80 00 81 01 0F 81 08 0102030405060708 82 10 0123456789ABCDEF0123456789ABCDEF 83 11 821A420A821A420A821A420A821A420A80 84 3B 30821A420A821A420A821A420A821A420A80FD11553535651155353565115535 356511553535651155353565115535356510909C8288829C828882 85 74 3081899199A1A9B1B9C1C981899199A1A9B40C0C0C4C4C8C8CCCCD0D0D4D4D8D8DCDC7E88 AA9A9AB288AA9A9AB288AA9A9AB288AA9A9AB288AA9A9AB288AA9A9AB288AA9A9AB28884E4144414E41 4441242720A220A720A220FD1155353565115535356511553535651155353565115535356 5115535356510</pre>

```
}

```

11.2.11 PE MNO SD

11.2.11.1. Example 1

ASN.1 Format	DER TLV encoding
<pre> mnoSdValue ProfileElement ::= securityDomain : { sd-Header { mandated NULL, identification 7 }, instance { applicationLoadPackageAID 'A0000001515350'H, classAID 'A000000151535041'H, instanceAID 'A000000151000000'H, applicationPrivileges '82DC00'H, -- Secured lifeCycleState '0F'H, -- SCP80 supported, extradition supported applicationSpecificParametersC9 '810280008201F08701F0'H, -- other parameters may be necessary applicationParameters { -- TAR: B20100, MSL: 12 uiccToolkitApplicationSpecificParametersField '01000001000000002011203B2010000'H } }, keyList { { -- C-ENC + R-ENC keyUsageQualifier '38'H, -- may be used by SD and application keyAccess '00'H, -- ENC key keyIdentifier '01'H, keyVersionNumber '01'H, keyComponents { { -- AES-128 (as an example) keyType '88'H, -- This value may be freely changed keyData '112233445566778899AABBCCDDEEFF10'H } } } }, { -- C-MAC + R-MAC keyUsageQualifier '34'H, </pre>	<pre> A6 81BB A0 05 80 00 81 01 07 A1 44 4F 07 A0000001515350 4F 08 A000000151535041 4F 08 A000000151000000 82 03 82DC00 83 01 0F C9 0A 810280008201F08701F0 EA 11 80 0F 01000001000000002011203B2010000 A2 6C 30 22 95 01 38 82 01 01 83 01 01 30 17 30 15 80 01 88 86 10 112233445566778899AABBCCDDEEFF10 30 22 95 01 34 </pre>

<pre> -- may be used by SD and application keyAccess '00'H, -- MAC key keyIdentifier '02'H, keyVersionNumber '01'H, keyComponents { { -- AES-128 (as an example) keyType '88'H, -- This value may be freely changed keyData '112233445566778899AABBCCDDEEFF10'H } }, { -- C-DEK + R-DEK keyUsageQualifier 'C8'H, -- may be used by SD and application keyAccess '00'H, -- data ENC key keyIdentifier '03'H, keyVersionNumber '01'H, keyComponents { { -- AES-128 (as an example) keyType '88'H, -- This value may be freely changed keyData '112233445566778899AABBCCDDEEFF10'H } } } } </pre>	<pre> 82 01 02 83 01 01 30 17 30 15 80 01 88 86 10 112233445566778899AABBCCDDEEFF10 30 22 95 01 C8 82 01 03 83 01 01 30 17 30 15 80 01 88 86 10 112233445566778899AABBCCDDEEFF10 </pre>
--	--

11.2.11.2. PE MNO SD compliant UICC Configuration (Example 2)

ASN.1 Format	DER TLV encoding
<pre> mnoSdCompValue ProfileElement ::= securityDomain : { sd-Header { mandated NULL, identification 7 }, instance { applicationLoadPackageAID 'A0000001515350'H, classAID 'A000000151535041'H, instanceAID 'A000000151000000'H, applicationPrivileges '82FC80'H, -- Secured lifeCycleState '0F'H, -- SCP80 supported and SCP03 mode 70 } } </pre>	<pre> A6 82 01 99 A0 05 80 00 81 01 07 A1 48 4F 07 A0 00 00 01 51 53 50 4F 08 A0 00 00 01 51 53 50 41 4F 08 A0 00 00 01 51 00 00 00 82 03 82 FC 80 83 01 0F </pre>

<pre> applicationSpecificParametersC9 '81028000810203708201F08701F0'H, -- other parameters may be necessary applicationParameters { -- TAR: B20100, MSL: 12 uiccToolkitApplicationSpecificParametersField '01000001000000002011203B2010000'H } }, keyList { { -- KeySet SCP80 KVN 01 Kid 01 -- C-ENC + R-ENC keyUsageQualifier '38'H, -- may be used by SD and application keyAccess '00'H, -- ENC key keyIdentifier '01'H, keyVersionNumber '01'H, keyComponents { { -- AES-128 (as an example) keyType '88'H, -- This value may be freely changed keyData '112233445566778899AABCCDDEEFF10'H } } }, { -- KeySet SCP80 KVN 01 Kid 02 -- C-MAC + R-MAC keyUsageQualifier '34'H, -- may be used by SD and application keyAccess '00'H, -- MAC key keyIdentifier '02'H, keyVersionNumber '01'H, keyComponents { { -- AES-128 (as an example) keyType '88'H, -- This value may be freely changed keyData '112233445566778899AABCCDDEEFF10'H } } }, { -- KeySet SCP80 KVN 01 Kid 03 -- C-DEK + R-DEK keyUsageQualifier 'C8'H, -- may be used by SD and application keyAccess '00'H, </pre>	<pre> C9 0E 81 02 80 00 81 02 03 70 82 01 F0 87 01 F0 EA 11 80 0F 01 00 00 01 00 00 00 02 01 12 03 B2 01 00 00 A2 82 01 26 30 22 95 01 38 82 01 01 83 01 01 30 17 30 15 80 01 88 86 10 11 22 33 44 55 66 77 88 99 AA BB CC DD EE FF 10 30 22 95 01 34 82 01 02 83 01 01 30 17 30 15 80 01 88 86 10 11 22 33 44 55 66 77 88 99 AA BB CC DD EE FF 10 30 22 95 01 C8 </pre>
--	---

```

-- data ENC key
keyIdentifier '03'H,
keyVersionNumber '01'H,
keyComponents {
  {
    -- AES-128 (as an example)
    keyType '88'H,
    -- This value may be freely changed
    keyData '112233445566778899AABBCCDDEEFF10'H
  }
},
{
  -- KeySet SCP03 KVN 30 Kid 01
  -- C-ENC + R-ENC
  keyUsageQualifier '38'H,
  -- may be used by SD and application
  keyAccess '00'H,
  -- ENC key
  keyIdentifier '01'H,
  keyVersionNumber '30'H,
  keyComponents {
    {
      -- AES (16, 24, or 32 long keys)
      keyType '88'H,
      -- This value may be freely changed
      keyData '11111111030303031111111103030303'H
    }
  },
{
  -- KeySet SCP03 KVN 30 Kid 02
  -- C-MAC + R-MAC
  keyUsageQualifier '34'H,
  -- may be used by SD and application
  keyAccess '00'H,
  -- MAC key
  keyIdentifier '02'H,
  keyVersionNumber '30'H,
  keyComponents {
    {
      -- AES (16, 24, or 32 long keys)
      keyType '88'H,
      -- This value may be freely changed
      keyData '22222222030303032222222203030303'H
    }
  },
{
  -- KeySet SCP03 KVN 30 Kid 03
  -- C-DEK + R-DEK
  keyUsageQualifier 'C8'H,

```

```

82 01 03
83 01 01
30 17
  30 15
80 01 88
86 10
11 22 33 44 55 66 77 88 99 AA BB CC DD EE FF 10
30 22
95 01 38
82 01 01
83 01 30
30 17
  30 15
80 01 88
86 10
11 11 11 11 03 03 03 03 11 11 11 11 03 03 03 03
30 22
95 01 34
82 01 02
83 01 30
30 17
  30 15
80 01 88
86 10
22 22 22 22 03 03 03 03 22 22 22 22 03 03 03 03
30 22
95 01 C8

```

<pre> -- may be used by SD and application keyAccess '00'H, -- data ENC key keyIdentifier '03'H, keyVersionNumber '30'H, keyComponents { { -- AES (16, 24, or 32 long keys) keyType '88'H, -- This value may be freely changed keyData '33333333030303030333333303030303'H } }, {-- Token AES scheme as example keyUsageQualifier '81'H, -- may be used by SD keyAccess '01'H, -- Key Id 01 keyIdentifier '01'H, keyVersionNumber '70'H, keyComponents { { -- AES (16, 24, or 32 long keys) keyType '88'H, -- This value may be freely changed keyData 'CDFE56B7B72FAE6A047341F003D7A48D'H } }, {-- Receipt the AES scheme shall be supported keyUsageQualifier '44'H, -- may be used by SD keyAccess '01'H, -- Key Id 01 keyIdentifier '01'H, keyVersionNumber '71'H, keyComponents { { -- AES (16, 24, or 32 long keys) keyType '88'H, -- This value may be freely changed keyData '11121314212223243132333441424344'H } }, }, sdPersoData { '0070084206606162636465'H, '00700A45081434128014341280'H } } </pre>	<pre> 82 01 03 83 01 30 30 17 30 15 80 01 88 86 10 33 33 33 33 03 03 03 03 33 33 33 33 03 03 03 03 30 25 95 01 81 96 01 01 82 01 01 83 01 70 30 17 30 15 80 01 88 86 10 CD FE 56 B7 B7 2F AE 6A 04 73 41 F0 03 D7 A4 8D 30 25 95 01 44 96 01 01 82 01 01 83 01 71 30 17 30 15 80 01 88 86 10 11 12 13 14 21 22 23 24 31 32 33 34 41 42 43 44 A3 1C 04 0B 00 70 08 42 06 60 61 62 63 64 65 04 0D 00 70 0A 45 08 14 34 12 80 14 34 12 80 </pre>
--	--

11.2.12 PE SSD

ASN.1 Format	DER TLV encoding
<pre> ssdValue ProfileElement ::= securityDomain : { sd-Header { mandated NULL, identification 8 }, instance { applicationLoadPackageAID 'A0000001515350'H, classAID 'A000000151535041'H, instanceAID 'A00000055910100102736456616C7565'H, -- by default extradited under MNO extraditeSecurityDomainAID 'A000000151000000'H -- Security Domain + Trusted Path applicationPrivileges '808000'H, -- Personalized lifeCycleState '0F'H, -- SCP80 supported, extradition supported applicationSpecificParametersC9 '810280008201F0'H, applicationParameters { -- TAR: 6C7565, MSL: 12 uiccToolkitApplicationSpecificParametersField '01000001000000020112036C756500'H } }, keyList { { -- C-ENC + R-ENC keyUsageQualifier '38'H, -- may be used by SD and application keyAccess '00'H, -- ENC key keyIdentifier '01'H, keyVersionNumber '01'H, keyComponents { { -- AES-128 (as an example) keyType '88'H, -- This value may be freely changed keyData '88112233445566778811223344556677'H } } } }, { -- C-MAC + R-MAC keyUsageQualifier '34'H, -- keyAccess '00'H, may be used by SD and application -- MAC key </pre>	<pre> A6 81C0 A0 05 80 00 81 01 08 A1 49 4F 07 A0000001515350 4F 08 A000000151535041 4F 10 A00000055910100102736456616C7565 82 03 808000 83 01 0F C9 07 810280008201F0 EA 11 80 0F 01000001000000020112036C756500 A2 6C 30 22 95 01 38 82 01 01 83 01 01 30 17 30 15 80 01 88 86 10 88112233445566778811223344556677 30 22 95 01 34 </pre>

<pre> keyIdentifier '02'H, keyVersionNumber '01'H, keyComponents { { -- AES-128 (as an example) keyType '88'H, -- This value may be freely changed keyData '88112233445566778811223344556677'H } }, { -- C-DEK + R-DEK keyUsageQualifier 'C8'H, -- keyAccess '00'H, may be used by SD and application -- data ENC key keyIdentifier '03'H, keyVersionNumber '01'H, keyComponents { { -- AES-128 (as an example) keyType '88'H, -- This value may be freely changed keyData '88112233445566778811223344556677'H } } } } </pre>	<pre> 82 01 02 83 01 01 30 17 30 15 80 01 88 86 10 88112233445566778811223344556677 30 22 95 01 C8 82 01 03 83 01 01 30 17 30 15 80 01 88 86 10 88112233445566778811223344556677 </pre>
---	--

11.2.13 PE APPLICATION 1

ASN.1 Format	DER TLV encoding
<pre> applet1 ProfileElement ::= application : { app-Header { mandated NULL, identification 9 }, loadBlock { loadPackageAID 'A000000559101001'H, loadBlockObject ' 01002EDECAFFED020204000108A0000005591010011B636F6D2F67736D612F 65756963632F746573742F6170706C657431020021002E0021000F003B002A 00210066000A000E00000008A040F00000000000004010004003B04030107A0 000000620101000110A0000000090005FFFFFFFFF8912000000010110A00000 00871005FFFFFFFFF8913200000000107A000000062000103000F010BA00000 05591010011122330008060021000044800300FF00050400000033FFFF0030 004081070082000080020081080108070066000110188C00007A04328F0001 3D8C00022E181D252904160461081B8B0003700C1B181D044116048B00041B 8C00057A00207A02301E046B071967041877017702211D7500160001000200 </pre>	<pre> A8 820263 A0 05 80 00 81 01 09 A1 820218 4F 08 A000000559101001 C4 82020A 01002EDECAFFED020204000108A0000005591010011B636F6D2F67736D612F 65756963632F746573742F6170706C657431020021002E0021000F003B002A 00210066000A000E00000008A040F00000000000004010004003B04030107A0 000000620101000110A0000000090005FFFFFFFFF8912000000010110A00000 00871005FFFFFFFFF8913200000000107A000000062000103000F010BA00000 05591010011122330008060021000044800300FF00050400000033FFFF0030 004081070082000080020081080108070066000110188C00007A04328F0001 3D8C00022E181D252904160461081B8B0003700C1B181D044116048B00041B 8C00057A00207A02301E046B071967041877017702211D7500160001000200 </pre>

<pre> 098D00062D1A048E0200071770027A02108D0008058E020009007A08000A00 000000000000000000000005002A000A0680030001000200060000010380030103 8003020600005A06810F0001810400068110000181090009000E0000000A05 06040E0C04200709050B008A01000100020400000006810782008002810800 81000100160005000000000109000800180026000000000701003000230001 00000000050100330027000B0000000008010040002E001800000000FF0200 5A0016000A000000000000A0016FFFF0016001600180016001BFFFF001FFFFF 011004B4310568104005681090066800A10B6800636800200241'H }, instanceList { { applicationLoadPackageAID 'A000000559101001'H, classAID 'A000000559101001112233'H, instanceAID 'A00000055910100111223301'H, applicationPrivileges '000000'H, applicationSpecificParametersC9 '00'H, applicationParameters { uiccToolkitApplicationSpecificParametersField -- TAR: 112233 '0100000000000311223300'H } } } } </pre>	<pre> 098D00062D1A048E0200071770027A02108D0008058E020009007A08000A00 000000000000000000000005002A000A0680030001000200060000010380030103 8003020600005A06810F0001810400068110000181090009000E0000000A05 06040E0C04200709050B008A01000100020400000006810782008002810800 81000100160005000000000109000800180026000000000701003000230001 00000000050100330027000B0000000008010040002E001800000000FF0200 5A0016000A000000000000A0016FFFF0016001600180016001BFFFF001FFFFF 011004B4310568104005681090066800A10B6800636800200241 A2 3E 30 3C 4F 08 A000000559101001 4F 0B A000000559101001112233 4F 0C A00000055910100111223301 82 03 000000 C9 01 00 EA 0D 80 0B 0100000000000311223300 </pre>
--	---

11.2.14 PE APPLICATION 2

ASN.1 Format	DER TLV encoding
<pre> applet2 ProfileElement ::= application : { app-Header { identification 10 }, loadBlock { loadPackageAID 'A000000559101003'H, loadBlockObject ' 01002EDECAFFED020204000108A0000005591010031B636F6D2F67736D612F 65756963632F746573742F6170706C657433020021002E0021000F00150016 000E002F000A000900000004301F400000000000002010004001502030107A0 000000620101000107A000000062000103000F010BA0000005591010034455 66000806000E000000800300FF0007010000002C07002F000110188C00007A 04328F00013D8C00022E181D252904160461081B8B0003700C1B181D044116 048B00047A00207A08000A0000000000000000000005001600050680030001 000200060000010380030103800302090009000000050506040E0C0B004301 00010002000000000300810001000C00050000000001090008000E00220000 00000701002C00110001000000000005000CFFFF000C000C000E011004B431 066800A1'H }, instanceList { { applicationLoadPackageAID 'A000000559101003'H, </pre>	<pre> A8 820194 A0 03 81 01 0A A1 820148 4F 08 A000000559101003 C4 82013A 01002EDECAFFED020204000108A0000005591010031B636F6D2F67736D612F 65756963632F746573742F6170706C657433020021002E0021000F00150016 000E002F000A000900000004301F400000000000002010004001502030107A0 000000620101000107A000000062000103000F010BA0000005591010034455 66000806000E000000800300FF0007010000002C07002F000110188C00007A 04328F00013D8C00022E181D252904160461081B8B0003700C1B181D044116 048B00047A00207A08000A0000000000000000000005001600050680030001 000200060000010380030103800302090009000000050506040E0C0B004301 00010002000000000300810001000C00050000000001090008000E00220000 00000701002C00110001000000000005000CFFFF000C000C000E011004B431 066800A1 A2 41 30 3F 4F 08 A000000559101003 </pre>

<pre> classAID 'A000000559101003445566'H, instanceAID 'A00000055910100344556601'H, extraditeSecurityDomainAID 'A00000055910100102736456616C7565'H, applicationPrivileges '000000'H, applicationSpecificParametersC9 '00'H } } </pre>	<pre> 4F 0B A000000559101003445566 4F 0C A00000055910100344556601 4F 10 A00000055910100102736456616C7565 82 03 000000 C9 01 00 </pre>
--	---

11.2.15 PE RFM UICC

ASN.1 Format	DER TLV encoding
<pre> rfmUicc ProfileElement ::= rfm : { rfm-header { identification 11 }, -- Instance AID instanceAID 'A00000055910100001'H, tarList { 'B00000'H }, -- cryptographic checksum + counter higher minimumSecurityLevel '12'H, -- full access uiccAccessDomain '00'H, -- full access uiccAdminAccessDomain '00'H } </pre>	<pre> A7 20 A0 03 81 01 0B 4F 09 A00000055910100001 A0 05 04 03 B00000 81 01 12 04 01 00 04 01 00 </pre>

11.2.16 PE RFM USIM

ASN.1 Format	DER TLV encoding
<pre> rfmUsim ProfileElement ::= rfm : { rfm-header { identification 12 }, -- Instance AID instanceAID 'A00000055910100002'H, tarList { 'B00020'H }, -- cryptographic checksum + counter higher minimumSecurityLevel '12'H, -- full access uiccAccessDomain '00'H, -- full access uiccAdminAccessDomain '00'H, } </pre>	<pre> A7 40 A0 03 81 01 0C 4F 09 A00000055910100002 A0 05 04 03 B00020 81 01 12 04 01 00 04 01 00 </pre>

<pre> adfRFMAccess { adfAID 'A0000000871002FF33FF018900000100'H, -- UICC access condition: ADM1 adfAccessDomain '02000100'H, -- UICC access condition: ADM1 adfAdminAccessDomain '02000100'H } </pre>	<pre> 30 1E 80 10 A0000000871002FF33FF018900000100 81 04 02000100 82 04 02000100 </pre>
---	---

11.2.17 PE END

ASN.1 Format	DER TLV encoding
<pre> endValue ProfileElement ::= end : { end-header { mandated NULL, identification 99 } } </pre>	<pre> AA 07 A0 05 80 00 81 01 63 </pre>

11.2.18 EUICC RESPONSE

The following eUICC Response shows how a warning can be reported.

ASN.1 Format	DER TLV encoding
<pre> respValue EUICCResponse ::= { peStatus { { -- Library not supported in Application 2 loaded in the SSD status lib-not-supported, identification 10 } } } </pre>	<pre> 30 0A A0 08 30 06 80 01 08 81 01 0A </pre>

12. ANNEX D (Normative): DF SAIP definition

12.1 Introduction

The DF SAIP may be present as a child directory of a USIM ADF:

DF_{SAIP} '5FD0'

Compared to a classical SIM and UICC, the Profile is created without knowledge of the platform and system where it will be loaded. The different ETSI and 3GPP standards define the functionalities of the different services but the configuration or the remote administration is usually dependent of the EUM system implementation.

In order to allow interoperability between different EUM implementations and allow MNOs to configure and administrate remotely these services in the same way across different systems, this specification defines a specific DF SAIP installed under the USIM NAA which is used to configure and remotely administrate the services defined by other standards.

12.2 EFSUCI_Calc_Info_USIM (Subscription Concealed Identifier Calculation Information by USIM EF)

If "SUCI calculation is to be performed by the USIM application provided by the eUICC" (i.e. services n°124 and n°125 are "available" in EF_{UST} and no application is registered on the SUCI interface (uicc.usim.suci.SUCIRegistry in [31.130])), this file shall be present in the Profile Package. This file may also be used by an application registered to perform the SUCI computation.

This EF contains information needed by the USIM for the support of subscription identifier privacy as defined in 3GPP TS 33.501 [33.501].

This EF shall not be available to the ME. This file may be administrated by OTA.

Identifier: '4F01'		Structure: transparent		Optional
SFI: N/A				
File size: X bytes ($X \geq 2$)			Update activity: low	
Access Conditions:				
READ		ADM		
UPDATE		ADM		
DEACTIVATE		ADM		
ACTIVATE		ADM		
Bytes	Description		M/O	Length
1 to Z	Protection Scheme Identifier List data object		M	Z bytes
Z+1 to Y+Z	Home Network Public Key List data object		C	Y bytes

- Protection Scheme Identifier List data object:

Refer to EF SUCI_Calc_Info as defined in [USIM] for the definition of the content and coding.

The USIM application shall select the protection scheme from its supported schemes that has the highest priority in "Protection Scheme Identifier List data object". The "Protection Scheme Identifier List data object" shall contain maximum one Key Index entry per protection scheme. If there is no supported protection scheme or if the Home Network Public Key for the selected protection scheme is not correctly formatted, the USIM Application shall generate an error in response to the GET_IDENTITY command.

The USIM shall generate a SUCI using "null-scheme" only in the following cases:

- if the home network has configured "null-scheme" to be used, or
 - if no Home Network Public Key is associated to the selected protection scheme (i.e. if the KeyIndex is "0", no key list is provided or the index is pointing to a non existing key).
- Home Network Public Key List data object:

Refer to EF SUCI_Calc_Info as defined in [USIM] for the definition of the content and coding with the following limitation:

- The Home Network Public Key for Profile B is coded in uncompressed format.

The USIM application shall select the Home Network Public Key matching the protection scheme selected from "Protection Scheme Identifier List data object".

13. ANNEX E (Normative): SUCI calculation by USIM

From [102 221] and [31.130] the SUCI calculation is performed by the USIM when the services n°124 and n°125 are indicated as available in the EF UST of the USIM NAA.

The service n°130 in the UST and the AID of the USIM NAA define if the SUPI used to calculate SUCI is based on IMSI or non-IMSI, for a given USIM application:

- If the USIM NAA is a 3GPP USIM (see [101 220]) and service n°130 is not available, the SUPI Type shall be an IMSI SUPI Type.
- If the USIM NAA is a 3GPP USIM (non-IMSI SUPI Type) (see [101 220]) and service n°130 is available: the SUPI Type shall be a non-IMSI SUPI Type (NAI format, i.e. NSI or GCI or GLI). SUCI calculation for non-IMSI SUPI Type shall be supported by eUICCs supporting SUCI calculation by the USIM.

The service n°142 in the UST will define the context for SUCI calculation:

- A SUCI context when service n°142 is not available.
- A SUCI NSW context when service n°142 is available. Support for SUCI NSW context in the eUICC is optional.

The service n°146 in the UST will indicate whether Network Identifier for SNPN may be used for SUCI calculation. Support for Network Identifier for SNPN in the eUICC is optional. Network Identifier for SNPN will be used for SUCI calculation if service n°146 is available and one of the following cases applies:

- Context is SUCI context and SUCI uses NAI format (non-IMSI SUPI Type).
- Context is SUCI NSW context.

The USIM NAA may perform this SUCI calculation in 2 different ways:

- From a USIM NAA SUCI calculation application registered to the SUCI interface (uicc.usim.suci.SUCIRegistry in [31.130]):

This registered application may be loaded/installed in the Profile or by OTA. It shall be registered to a dedicated NAA USIM, and only one application can be registered to the same USIM NAA.

As all applications, it shall follow the application life cycle defined in [GP-CS] (e.g., deletion or lock).

The required parameters to install and personalize this application are out of scope of this specification (MNOs and application providers dependent).

If the application registration fails, the default USIM NAA SUCI calculation system application shall be triggered to calculate the SUCI if the USIM is correctly configured as specified in the following paragraph.

- From a default USIM NAA SUCI calculation system application:

This system application shall be automatically available for a USIM NAA when the service "SUCI calculation by USIM" is available in the EF UST (service n°124 and service n°125 are available).

The SUCI calculation parameters are stored in:

- under the USIM NAA, under the DF SAIP in the EF SUCI_Calc_Info_USIM.
- under the USIM NAA, under the DF 5GS in EF Routing_Indicator

If the SUPI is the IMSI SUPI Type:

- under the USIM NAA in the EF IMSI and the EF AD
- under the USIM NAA, under the DF SNPN in EF NID, if service n°146 is available and context is SUCI NSWO.

Otherwise (if the SUPI is non-IMSI SUPI Type) (NAI format see [31.102]):

- under the USIM NAA, under the DF 5GS in EF SUPI NAI
- under the USIM NAA, under the DF SNPN in EF NID, if service n°146 is available.

Some SUPI Types may have some constraints regarding the applicability of specific protection schemes (e.g., for GLI and GCI only null scheme is supported according to 3GPP Release 16 specifications). The eUICC behaviour is undefined in case a protection scheme not supported for a given SUPI Type is configured in the Profile Package.

If one of these EFs is not present or the content of these EFs is not valid to compute the SUCI by the USIM, this system application cannot perform the SUCI calculation.

NOTE: USIM supporting non-IMSI SUPI Type can be defined according to this specification by using a USIM PE with the AID defined in [101 220]. As indicated in [USIM], UST service n°130 shall be available and EF IMSI shall not be available. EF IMSI can be made not available by using the "doNotCreate" flag.

14. ANNEX F (Informative): Version compatibility notes

In general, new features added in minor versions are handled by the eUICC as defined in section 8.2.

This section provides information about modified Profile Elements which deserve attention when creating a Profile under one version and installing it on an eUICC of a previous version.

14.1 Profile Version 2.1

In V2.1 the following new options are added:

In Profile Header:

- "usim-test-algorithm"
- "ber-tlv"

In AKA Parameters PE:

- "numberOfKeccak"
- a new option for "mappingOptions"

Recommendation: A V2.0 eUICC may reject these new options; it is hence recommended to avoid using such parameters in Profiles downloaded to a V2.0 eUICC.

FileSize:

File size for EFs is to be encoded on the minimum number of octets possible (no leading bytes set to '00' are allowed). No limitation was set previously.

Warning: A V2.0 eUICC may expect file size to be encoded on at least 2 bytes, as specified in ETSI TS 102 222 [102 222], and may reject the encoding without the leading byte.

proprietaryEFInfo:

If "proprietaryEFInfo" is overwritten for a template EF for which a default fill or repeat pattern is defined, and no new fill or repeat pattern are provided in "proprietaryEFInfo", the default content that will be applied to the EF may differ for different eUICC implementations.

Recommendation: When overwriting the default "proprietaryEFInfo" for a template EF for which a default fill or repeat pattern is defined; it is hence recommended to provide the desired fill or repeat pattern in the "proprietaryEFInfo" element for the EF in Profiles downloaded to a V2.2 or earlier eUICC.

14.2 Profile Version 2.2

In V2.2 the following new option is added In Profile Header:

- "cat-tp"

Recommendation: A V2.0 or V2.1 eUICC may reject this new option; it is hence recommended to avoid using such parameter in Profiles downloaded to a V2.0 or V2.1 eUICC.

PE-PINCodes:

The scope of the PIN Context was not clearly defined in previous versions. V2.2 now defines:

"The "PIN Context" is fixed either by the first ADF/DF created by the previous PE-Template or the previous PE-Generic File Management. Only a single PE-PINCodes is allowed in the "PIN Context" of the MF or in the "PIN Context" of a DF/ADF."

As a consequence, extra care has to be taken if a PIN is to be created in a DF (under MF or ADF). This is not possible when using templates which include child DFs, such as PE Telecom.

It may also happen that for a V2.1 eUICC the "PIN context" is fixed by the last created or any other DF.

Recommendation: In Profiles downloaded to a V2.1, or V2.0 eUICC do not use the template PE_Telecom if a PIN has to be created in one of the child DFs of this template.

Pin Code PE:

PINAttribute "PIN state change allowed" previously only covered PIN disabling.

A V2.2 eUICC will allow PIN state transition in both directions ENABLED \leftarrow \rightarrow DISABLED.

A V2.1 eUICC will only allow disabling of a PIN but not re-enabling it again.

Warning: On some V2.1 eUICCs, enabling of a disabled PIN may not be allowed even if the setting according to V2.2 allows it.

Templates:

The default content of the EFs for which the content is required (i.e. column "Content Required" indicates "Yes") in templates was previously undefined.

Recommendation: It is recommended to provide the full content for these EFs in the Profile to be download in V2.0 or V2.1 eUICCs.

The SFI setting for EFs where the SFI is optional in the ETSI/3GPP specifications was previously unclear.

Therefore, all V2.1 eUICCs may handle the setting of SFIs differently and it cannot be expected that a V2.2 Profile will result in the same SFIs on a V2.2 and on a V2.1 eUICC.

Recommendation: It is recommended to set the SFI value in the Profile or to force it to be absent for such EFs.

AKA Parameters PE:

RES size for USIM test algorithm can be set to 32, 64 or 128 bits. This value was previously limited to 128 bits.

Recommendation: Avoid using RES size 32 or 64 in Profiles downloaded to V2.1 eUICCs.

CSIM Parameters PE:

The allowed minimum sizes for parameters "hrpdAccessAuthenticationData", "simpleIPAuthenticationData" and "mobileIPAuthenticationData" have been modified from previous versions.

Recommendation: Avoid using Shared Secret Data less than 8 bytes long in Profiles downloaded to V2.1 eUICCs.

Security Domain PE:

New parameters "openPersoData" and "catTpParameters" have been defined for Security Domains.

Recommendation: A V2.0 or V2.1 eUICC may reject these new options; it is hence recommended to avoid using such parameters in Profiles downloaded to a V2.0 or V2.1 eUICC.

ApplicationInstance:

New parameters "cumulativeGrantedVolatileMemory", "cumulativeGrantedNonVolatileMemory" have been defined for application instances.

Recommendation: A V2.0 or V2.1 eUICC may reject these new options; it is hence recommended to avoid using such parameters in Profiles downloaded to a V2.0 or V2.1 eUICC.

proprietaryEFInfo:

Recommendation: Same as for V2.1.

14.3 Profile Version 2.3

Size of some parameters:

"profileType" in "ProfileHeader" and "filePath" have minimum and maximum size defined. These sizes shall be supported by all eUICC compliant with V2.3 and further specifications. In previous versions, as these sizes were unspecified, different implementations may have different limitations.

PIN, ADM and PUK support:

It is clarified that eUICC shall support all the PIN and ADM references listed in the specification. Due to misinterpretation, some earlier eUICCs may have limited support.

DAP:

DAP configuration is clarified in section 8.6.3.

Status codes:

It is clarified that in case of Profile installation abortion by the eUICC, it shall send a status code which is defined in a public specification. Earlier implementation may send only some proprietary status codes.

File attributes:

Update activity attribute, value of shareable/not shareable bit and possible action when the file is deactivated (Not readable or updatable when deactivated) are clarified.

5G support:

The installation of a V2.3 or higher Profile requesting SUCI calculation (i.e. PE SAIP and/or PE 5GS included and service n°124 and/or service n°125 available in the EF_UST) on an eUICC that supports a version of this specification lower than V2.3 will be aborted according to the mandated rules in this version of the Specification.

NOTE: In case a V2.3 Profile requesting SUCI calculation (i.e. DF 5GS and/or DF SAIP and service n°124 and/or service n°125 are available in the EF_UST) would be downloaded on an eUICC that does not support SUCI calculation and this eUICC is soldered or inserted in a 5G ME, the service indicators related to SUCI calculation in the UST would be ignored by the eUICC but they would be understood by the 5G ME. The 5G ME may send a GET IDENTITY command or try to read the content of DF 5GS. The GET IDENTITY command would then fail because the eUICC OS does not support SUCI calculation by USIM or the terminal would not find the information required for the SUCI calculation.

CSIM Parameters PE:

The allowed minimum size for the parameter "mobileIPAuthenticationData" has been modified from 12 to 5 compared to previous versions.

Recommendation: Avoid using "mobileIPAuthenticationData" less than 12 bytes long in Profiles downloaded to V2.2 eUICCs.

14.4 Profile Version 3.0

V3.0 doesn't mandate backward compatibility with previous versions of this specification. An eUICC supporting only previous versions of this specification shall reject a V3.0 Profile Package. However, an eUICC may be able to support several major Profile versions.

Size of some parameters:

"linkPath" has a minimum and maximum size defined. This size shall be supported by all eUICC compliant with V3.0 and further specifications. In previous versions, as this size was unspecified, different implementations may have different limitations.

Templates:

In V3.0, some templates have been updated and are identified with a new OIDs. As an option, a V3.0 eUICC may support V2.X templates in order to support also V2.X Profiles.

14.5 Profile Version 3.1

Templates:

In V3.1, a new template version for DF 5GS has been added and is identified with a new OID. This addition was required by 3GPP having identified a security issue in the definition of EF_{5GS3GPPNSC} and EF_{5GSN3GPPNSC}. Thus, the use of the template defined in V3.0 should be avoided. As an option, a V3.1 eUICC may support V2.X templates in order to support also legacy Profiles.

14.6 Profile Version 3.2

ETSI DAP:

It is clarified that an eUICC shall support Access Domain DAP and Toolkit Parameter DAP.

Warning: It is optional for an eUICC designed according to previous versions to support ETSI DAP.

Security Domain personalisation:

Personalisation of Security Domains can be performed using "processData" in addition to "sdPersoData".

Recommendation: Some V2.X or V3.1 eUICC may reject this new option; it is hence recommended to avoid using "processData" for personalisation of SDs in Profiles downloaded to a V2.X or V3.1 eUICC.

It is clarified that an eUICC shall not abort the Profile download because of the values provided for package AID and class AID in the Profile for the MNO-SD.

Recommendation: It is recommended to use the values defined for supplementary SD creation in section 3.3.1.1 of [GP CIC] for the MNO-SD package AID and class AID values in Profiles downloaded to a V2.X or V3.1 eUICC.

14.7 Profile Version 3.3 and 3.3.1

Security Domain personalisation:

The size of "restrictParameter" is limited to one byte according to GlobalPlatform specification [GP CS] §11.5.2.3.7 Table 11-53.

Warning: Profiles designed according to previous versions of this specification and incorrectly using more than one byte for this parameter will be rejected.

Default Content of EF Routing Indicator (4F0A) under DF 5GS:

The suggested default content of EF Routing_Indicator has been changed in 3GPP TS 31.102. Therefore, the default content of EF Routing Indicator (4F0A) is 'F0FF0000' in DF 5GS Version 4 template where RFU Bytes are considered as '00'.

Recommendation: It is recommended for the Profile Creator to ensure the RFU Bytes (Byte 3 and Byte 4) of EF Routing Indicator are configured as '00' when using Version 2 or Version 3 of DF 5GS templates.

14.8 Profile Version 3.4

5G ProSe usage information reporting:

5G ProSe usage information reporting was not defined by 3GPP specifications at publication of previous versions (V3.3.1 and earlier) of the present specification.

Warning: 5G ProSe usage information reporting should not be configured in the 5G ProSe service table (Bit 8) in Profiles sent to eUICC designed according to previous versions of this specification (V3.3.1 and earlier). Bit 8 shall not be set in Profiles loaded on eUICCs not indicating support of 5G ProSe usage information reporting during the eligibility check.

SSIM key derivation function:

"keyDerivationFunctions" defined in EAP-AKA' specification [RFC9048] supports only one key derivation function employing CK' and IK' (Value 1). However, it offers a negotiation capability that can be useful for future evolution of the key derivation functions. The provisioning required for this future negotiation feature is also available in V3.4 but may not be supported by the eUICC.

Warning: An eUICC according to this version of the specification may support only the default derivation function and may reject a Profile indicating a value different from the default one, or more than one value.

USAT Application Pairing procedure:

In V3.4 the following new options are added to the eligibility check elements to inform the usage (by a Profile) and support (by an eUICC) of the USAT Application Pairing procedure as defined in 3GPP TS 33.187 [33.187] and 3GPP TS 31.102 [31.102].

In ServicesList:

```
/* Support of USAT Application Pairing*/ usatAppPairing NULL OPTIONAL
```

In UICCCapability:

```
usatAppPairing (35), -- Support of USAT Application Pairing procedure as
defined in 3GPP TS 33.187 [33.187] and 3GPP TS 31.102 [31.102]
```

Recommendation: An eUICC following a previous version of this specification may not support this feature and has no way to communicate it. A Profile coded according to previous versions of this specification cannot signal the need for this feature on ServicesList.

It is hence recommended to avoid using USAT Application Pairing feature in Profiles downloaded to eUICCs supporting a previous version of this specification except into eUICCs known to support that feature. Profile maker should declare service n°102 in EF UST as not "available" in this case.

Creation of EF and DF links with Generic File management:

In V3.4 a new note has been added to the table on section 8.3.5 to clarify the use of the fileDescriptor, and pinStatusTemplateDO of the link EF/DF when using Generic File management.

It is the responsibility of the Profile maker to ensure a consistent configuration of the mandated fileDescriptor parameter while creating an EF/DF link. Otherwise, different eUICCs compliant with previous versions of this specification may have different behaviours.

15. ANNEX G (Informative): Example of IoT minimal Profile Package

15.1 Example of IoT minimal Profile Package structure

The following example shows a possible structure of a IoT Minimal Profile Package.

Profile Element	Comments
ProfileHeader	
PE-PINCode (Optional)	Modify the default Global PIN code
PE-IoT	
PE-PINCode (Optional)	Modify the default USIM local PIN code
PE-AKAParameter	Sets the AKA parameters related to the previously created USIM
PE-SecurityDomain	Creates the MNO-SD
PE-End	End of the Profile Package

15.2 Example of IoT minimal Profile Package content

15.2.1 Overview

Here is a sample of IoT Minimal Profile Package content that can be used during the testing of the Profile download process. Testing the Profile Package interpreter implementation in the eUICC is conducted by using the proper test specification.

This Profile, defined in the following chapters, contains the following Components:

- MF and USIM ADF
- NAA using Milenage algorithm
- MNO-SD supporting SCP80 with AES keys

The parameters below have been chosen to personalize the Profile:

- ICCID: '89019990001234567893'
- IMSI: '234101943787656'
- PIX: 'FF33FF018900000100'

15.2.2 Profile HEADER

ASN.1 Format	DER TLV encoding
<pre>iotheaderValue ProfileElement ::= header : { major-version 3, minor-version 4, iccid '89019990001234567893'H, eUICC-Mandatory-services { }, eUICC-Mandatory-GFSTEList { }, iotOptions { pix 'FF33FF0189000000100'H } }</pre>	<pre>A0 23 80 01 03 81 01 04 83 0A 89019990001234567893 A5 00 A6 00 A9 0B 80 09 FF33FF0189000000100</pre>

15.2.2 PE PIN (Optional)

ASN.1 Format	DER TLV encoding
<pre>pinVal ProfileElement ::= pinCodes : { pin-Header { mandated NULL, identification 1 }, pinCodes pinconfig : { { keyReference pinAppl1, -- PIN = 1234 pinValue '31323334FFFFFFFF'H } } }</pre>	<pre>A2 1A A0 05 80 00 81 01 01 A1 11 A0 0F 30 0D 80 01 01 81 08 31323334FFFFFFFF</pre>

15.2.3 PE IoT (Using Template)

ASN.1 Format	DER TLV encoding
<pre>iotVal ProfileElement ::= iot : { iot-header { mandated NULL, identification 2 }, templateID { 2 23 143 1 2 17 }, ef-imsi { -- numerical format: 234101943787656 fillFileContent : '082943019134876765'H } }</pre>	<pre>BF20 22 A0 05 80 00 81 01 02 81 06 67810F010211 A9 0B 83 09 082943019134876765</pre>

15.2.4 PE USIM PIN (Optional)

15.2.5 NAA Parameters

ASN.1 Format	DER TLV encoding
<pre> akaMilenage ProfileElement ::= akaParameter : { aka-header { mandated NULL, identification 4 }, algoConfiguration algoParameter : { algorithmID milenage, algorithmOptions '01'H, -- RES and MAC 64 bits, CK and IK 128 bits key '000102030405060708090A0B0C0D0E0F'H, opc '0102030405060708090A0B0C0D0E0F00'H, rotationConstants uses default: '4000204060'H, xoringConstants uses default: '000000000000000000000000000000000100000000000000020000000000000004 000000000000000008'H, authCounterMax '010203'H } -- sqnOptions uses default: '02'H, i.e. Anonymity key used, SQN wrap around not allowed </pre>	<pre> A4 3A A0 05 80 00 81 01 04 A1 31 A1 2F 80 01 01 81 01 01 82 10 000102030405060708090A0B0C0D0E0F 83 10 0102030405060708090A0B0C0D0E0F00 86 03 010203 </pre>


```
-- sqnDelta    uses default: '000010000000'H
-- sqnAgeLimit uses default: '000010000000'H
-- sqnInit:    uses default: all bytes zero
}
```

15.2.6 PE MNO SD (Conditional)

ASN.1 Format	DER TLV encoding
<pre>mnoSdValue ProfileElement ::= securityDomain : { sd-Header { mandated NULL, identification 5 }, instance { applicationLoadPackageAID 'A0000001515350'H, classAID 'A000000151535041'H, instanceAID 'A000000151000000'H, applicationPrivileges '82DC00'H, -- Secured lifeCycleState '0F'H, -- SCP80 supported, extradition supported applicationSpecificParametersC9 '810280008201F08701F0'H, -- other parameters may be necessary applicationParameters { -- TAR: B20100, MSL: 12 uiccToolkitApplicationSpecificParametersField '0100000100000002011203B2010000'H } }, keyList { { -- C-ENC + R-ENC keyUsageQualifier '38'H, -- may be used by SD and application keyAccess '00'H, -- ENC key keyIdentifier '01'H, keyVersionNumber '01'H, keyComponents { { -- AES-128 (as an example) keyType '88'H, -- This value may be freely changed keyData '112233445566778899AABBCCDDEEFF10'H } } } }, { -- C-MAC + R-MAC keyUsageQualifier '34'H, -- may be used by SD and application } }</pre>	<pre>A6 81BB A0 05 80 00 81 01 05 A1 44 4F 07 A0000001515350 4F 08 A000000151535041 4F 08 A000000151000000 82 03 82DC00 83 01 0F C9 0A 810280008201F08701F0 EA 11 80 0F 0100000100000002011203B2010000 A2 6C 30 22 95 01 38 82 01 01 83 01 01 30 17 30 15 80 01 88 86 10 112233445566778899AABBCCDDEEFF10 30 22 95 01 34</pre>

<pre> keyAccess '00'H, -- MAC key keyIdentifier '02'H, keyVersionNumber '01'H, keyComponents { { -- AES-128 (as an example) keyType '88'H, -- This value may be freely changed keyData '112233445566778899AABBCCDDEEFF10'H } }, { -- C-DEK + R-DEK keyUsageQualifier 'C8'H, -- may be used by SD and application keyAccess '00'H, -- data ENC key keyIdentifier '03'H, keyVersionNumber '01'H, keyComponents { { -- AES-128 (as an example) keyType '88'H, -- This value may be freely changed keyData '112233445566778899AABBCCDDEEFF10'H } } } } </pre>	<pre> 82 01 02 83 01 01 30 17 30 15 80 01 88 86 10 112233445566778899AABBCCDDEEFF10 30 22 95 01 C8 82 01 03 83 01 01 30 17 30 15 80 01 88 86 10 112233445566778899AABBCCDDEEFF10 </pre>
---	--

15.2.7 PE END

ASN.1 Format	DER TLV encoding
<pre> endValue ProfileElement ::= end : { end-header { mandated NULL, identification 99 } } </pre>	<pre> AA 07 A0 05 80 00 81 01 63 </pre>

16. ANNEX H (Informative): Document history

The table below indicates changes that have been incorporated into the present document since it was created by Trusted Connectivity Alliance.

Version	Date	Brief Description of Changes
V1.0	26/06/2015	1 st Release of Document
V1.01	06/07/2015	Addition of SIMalliance OID value
V2.0	18/04/2016	<ul style="list-style-type: none"> - Clarifications and editorial corrections - Update of references - Support of MF creation using generic file management mechanism - Addition of indication for support of 128 bit and 256 bits TUAK key length - Addition of multiple USIM/ISIM/CSIM support indication - Addition of optional connectivity parameters in the Profile header - Clarification on usage of short file ID - Clarification on Figure 2 about "File" object processing - Modification and clarification in template modification rules: pinStatusTemplateDO becomes mandatory for ADF and DF, efFileSize and proprietaryEFInfo become conditional for EF links - Addition of EF_{UMPC} in the MF - Clarification on PE usage rules and addition of rule for PE-Application - Correction in PE-OPT-USIM (Addition of missing ef-vbsca) - Corrections and clarifications in AKA Parameters PE - Correction for PIN and PUK coding for maxNumOfAttempts-retryNumLeft - Clarifications for MNO-SD creation - Addition of independent SD beside the MNO-SD - Corrections and clarifications in key personalisation - Clarification on SD personalisation - Corrections in RAM / OTA HTTPs Configuration - Correction of default value of life cycle state - Additions/corrections for the support of contactless applications - Addition of missing instance AID in RFM parameters. Clarification on the usage of Tar list - Clarification and addition of status usage in the eUICC response - Clean up of Access conditions, addition of values and addition of access conditions for ADF and DF - Some corrections in templates - Revision of the example section
V2.1	24/02/2017	<ul style="list-style-type: none"> - SQN Clarification about authCounterMax - Clarification of Error Management Rules - Correction of File Size for LF files in templates - Fill and Repeat Pattern Size Limitation - PE-Application Dependency Rule - Security Domain RAM/OTA HTTPs Configuration clarification

		<ul style="list-style-type: none"> - SQN Clarification - Addition of BER-TLV file type to the ServiceList - Addition of TUAK parameter for the number of iterations of Keccak - Removal of ADF Link Discrepancy between section 8.3.3 and 8.3.5 - Limitation in the encoding of efFileSize - Corrections in the example section - Update of references to GP specifications - Addition of SQN array sharing between NAA - Addition of DF Link support to the ServicesList - Addition USIM Test Algorithm for PE AKA parameters - Additional correction of File Size for LF files in templates - Additional example of PE MNO SD compliant with UICC Configuration - Clarification for CSIM parameters - Common files types and fields - Clarification to eUICC-Mandatory-services list and eUICC-Mandatory-GFSTEList - Removal of reference to requirement document - Template Clarification - Addition on Principles - Avoid empty OPTIONAL SEQUENCE OF Elements - GBA and MBMS features clarifications - Clarification of Security Domain Life Cycle State - EXTENSIBILITY IMPLIED clarification - Mandatory templates support - PinStatusTemplateDO clarification - extraditeSecurityDomainAID for MNO-SD - PE-AKA corrections - Keyaccess & KeyUsageQualifier for OTA keys clarifications - CSIM Parameters additional corrections - Use of authentication algorithms references - BER TLV and DF link processing when not supported - Clarification on usage of error codes - Clarification for some RFM parameters - Correction of MNO-SD example1 privileges - FileDescriptor clarification - Minor version Update - Addition of CDMA Parameters example
--	--	---

V2.2	20/04/2018	<ul style="list-style-type: none"> - Default Content Template Clarification - FileID Range Clarification - PUK Handling Clarification - Sample Clarification - Access Rule Clarification - PIN attribute Clarification - PE-Keys usage clarification - PE order clarification - PIN Context - DF CD Template Correction - DF-CD PE Access Rule Clarification - Template SFI - CSIM Parameters correction - Consistency between pinStatusTemplateDO and PE PINCodes - Rewording of PE PHONEBOOK usage - Mandatory 'YY' SFIs - Key personalisation DGI reference correction - PE CSIM parameters Usage rules correction - PE-PINCodes order - POL1 reference correction - Template modification rules correction - SD install parameters. Cumulative Granted Memory - CAT_TP Support - Response Code - Open personalisation - Error offset addition - XOR size - Minor version update - DF Link not supported - EAP support addition - Key Personalisation - Package AID - CAT-TP parameters - EUICCRresponse clarification at the end of a PP installation - Definition of the meaning of words "Shall" and "Should" in the specification - Clarification of the mapping Parameter usage
------	------------	---

V2.3	23/10/2019	<ul style="list-style-type: none">- ETSI DAP policy configuration- Usage clarification for authCounterMax- Support of all PIN IDs- Error code alignment- Clarifications for HUA, Shareable and behaviour when deactivated- Clarifications on proprietary status codes- Limitation of some parameters size- Alignment between templates modification rules and comments in ASN.1 definition- shortEFID clarification- Clarification about proprietary tag values- 5G R15 Implementation- Add version annex- mobileIPAuthenticationData size- Service correction in OPT-USIM- SUCI_Calc_Info_USIM parameters- proprietaryEFInfo usage clarification- PE-5GS and PE-SAIP mandatory if present- Recommendation for proprietaryEFInfo- Standard key words enforcement- Annex F: 5G support clarification- Addition of 5G Parameters setting example
------	------------	--

V3.0	12/05/2021	<ul style="list-style-type: none"> - Template corrections - Usage clarification for authCounterMax - Addition of a file in PE OPT USIM for R15 - Addition of support for MCS feature - Modification of EF UST file size - Adding files supporting ePDG (evolved Packet Data Gateway) service - Adding files supporting V2X object management - Adding files supporting Packed Switch Data Offset service - Adding files supporting Packed Switch Data Offset List service - Add version annex for V3.0 - Additional limitation of some parameters size - Addition of files supporting USIM and ISIM Release 15 features - PIN Context clarification - Clarification for pin code missing error code - Addition of file URSP under DF 5GS to support URSP by USIM - BER-TLV enhancements - V3.0 version compatibility - Correcting FileType and Adding missing Abbreviation - Adding files supporting V2X policy configuration data over PC5 and Uu services - Adding file supporting multi-device and multi-identity service - Clarification about parameter coding in section 8.6.3 - Addition of file EFTN3GPPSNN under DF 5GS to support Trusted non-3GPP access networks list by USIM - Clarification about lib-not-supported error - Removing note about NSI SUCI computation - Annex F 14.4 clarification - Clarification for the lifecycle State transition of a Security Domain - Clarification about warning message - Correction of wording of C2 condition - Error management alignment - DF 5GS and DF SAIP PEs usage rules clarification - Template rules and usage update - EF WEBRTCURI type revision - USIM supporting non-IMSI SUPI Type - Naming changes from SIMalliance to TCA - BER TLV Maximum file size limitation removal - V2X SFI revision - Addition of a note for SAIP abbreviation definition
------	------------	---

V3.1	05/07/2021	<ul style="list-style-type: none"> - Modification of the DF 5GS template according to 3GPP essential correction in 3GPP TS 31.102 V16.7.0 - Split of chapter 9.5.11 in 2 sub-chapter for the inclusion of both v2 template and v3 template. - Add an introduction mandating the support of the 2 versions for the eUICC - Update of annex F in order to avoid normative language in an informative annex
V3.2	20/04/2022	<ul style="list-style-type: none"> - Introducing GP Amendment B DNS support - Clarification about MNO-SD AID - Various corrections following GSMA comments - Mandating Offset in eUICC response in case of abortion - Clarification for EF UMPC - ETSI DAP (Access Domain DAP and the Toolkit Parameter DAP) mandatory support clarification - GlobalPlatform 2.3 – Amendment F v1.3 integration - New element for eligibility check by remote provisioning specifications - Addition of V3.2 version compatibility
V3.3	27/03/2023	<ul style="list-style-type: none"> - Templates alignment with 3GPP TS 31.102 Release 17 - Removal of GID1 and GID2 in the example - Clarification of processData for SD personalisation - Clarification about optional TAR - Clarification about status message for EAP - Restrict parameter encoding clarification - SUCI NSW0 context - Addition of IoT Minimal Profile Package - Extension of ContactlessProtocolParameters - Addition of V3.3 version compatibility - Status Code Definitions clarification - V3.2 compatibility note addition - Wording change on added information about MNO-SD
V3.3.1	07/07/2023	<ul style="list-style-type: none"> - Correction of the header of the IoT Minimal Profile sample - Addition of missing EF_TN3GPPSNN in the PE-OPT-IoT ASN.1 definition

V3.4	25/02/2025	<ul style="list-style-type: none">- SUCI calculation configurations- efFileSize of a BER-TLV file- Clarification on Application LCS for Locked State- EF ARR USIM naming for IoT Minimal Profile- EF UMPC Clarification- Clarification of the configuration of High Update Activity files in GFM- GP Amd M support- GBA_U API support- USIM Release 18- ISIM Release 18- 5G ProSe Release 18- TELECOM Release 18- Correction on support of 5G ProSe- SSIM introduction- USAT Application Pairing support- Recommendation for Default content of EF Routing Indicator- Example update- Protection Scheme Identifier List entries- Clarification on GFM optional parameter
------	------------	--